

 **SULCARBON**

PLANETÁRIAS

REPAROS DE
PLANETÁRIAS

1ª Edição





SULCARBON

Fundada no ano de 1994, a empresa está localizada ao sul do país, em Porto Alegre, Rio Grande do Sul. A Sulcarbon orgulha-se de ser até hoje a única fabricante 100% nacional de escovas automotivas.

Através de seus representantes, a Sulcarbon está presente em todos os estados do Brasil, e em mais de 25 países nos seis continentes. Isto demonstra a vocação pioneira e inovadora da empresa em um mercado extremamente exigente e dinâmico.

Através de um departamento próprio de engenharia, desenvolve soluções que visam constantemente aumentar a qualidade e flexibilidade no que diz respeito a sua vasta linha de escovas automotivas, porta-escovas e buchas autolubrificantes, atendendo o mercado de veículos nacionais ou importados, tendo como diferencial um rígido padrão de qualidade e precisão, presente em todas as etapas de fabricação.



QUALIDADE SULCARBON

Tendo sempre em vista a satisfação de seus clientes, a Sulcarbon vem adotando uma rígida política de qualidade em sua produção. Controle este feito a partir da análise microscópica e amostragem de densidade da matéria-prima utilizada.

Com intenção de obter resultados confiáveis, foram desenvolvidas bancadas de testes de motores de partida e alternadores, submetendo as escovas e porta-escovas a condições de uso muito próximas da realidade. Utilizando normas técnicas, são ainda aferidas as propriedades físicas do produto final. Através dos ensaios, o banco de dados interno é abastecido e é possível a análise de onde a empresa ainda pode atuar para a constante melhora de seus produtos.



Novas tecnologias e equipamentos vêm sendo buscados no exterior para que novos horizontes sejam abertos e para que a Sulcarbon continue firme no propósito de consolidar cada vez mais seu nome no mercado mundial. Isto faz com que a Sulcarbon seja a única fabricante de escovas automotivas 100% nacional com tecnologia de primeiro mundo.



SUMÁRIO	3
ÍNDICE POR PRODUTO	4
PLANETÁRIAS	6 - 17
BOSCH - WAPSA	6 - 11
DELCO-REMY	11 - 12
FORD / MOTORCRAFT	12
MITSUBISHI	13 - 14
PRESTOLITE - LUCAS INDIEL	14 - 16
VALEO	17
REPAROS DE PLANETÁRIAS	20 - 28
BOSCH - WAPSA	20 - 22
DELCO-REMY	22 - 23
DENSO	23
FORD / MOTORCRAFT	24 - 25
MITSUBISHI	25 - 26
PRESTOLITE - LUCAS INDIEL	26 - 27
VALEO	27 - 28

REFERENCIA	MARCA	PÁGINA
PLANETÁRIAS		
P1-003	BOSCH - WAPSA	6
P1-010	BOSCH - WAPSA	6
P1-015	BOSCH - WAPSA	6
P1-019	BOSCH - WAPSA	7
P1-079	BOSCH - WAPSA	7
P1-090	BOSCH - WAPSA	7
P1-099	BOSCH - WAPSA	7
P1-111	BOSCH - WAPSA	8
P1-128	BOSCH - WAPSA	8
P1-153	BOSCH - WAPSA	9
P1-159	BOSCH - WAPSA	9
P1-173	BOSCH - WAPSA	9
P1-181	BOSCH - WAPSA	9
P1-218	BOSCH - WAPSA	10
P1-220	BOSCH - WAPSA	10
P1-244	BOSCH - WAPSA	10
P1-369	BOSCH - WAPSA	10
P1-625	BOSCH - WAPSA	11
P1-727	BOSCH - WAPSA	11
P2-100	PRESTOLITE - LUCAS INDIEL	14
P2-147	PRESTOLITE - LUCAS INDIEL	15
P2-149	PRESTOLITE - LUCAS INDIEL	15
P2-212	PRESTOLITE - LUCAS INDIEL	15
P2-219	PRESTOLITE - LUCAS INDIEL	15
P2-222	PRESTOLITE - LUCAS INDIEL	16
P2-343	PRESTOLITE - LUCAS INDIEL	16
P2-422	PRESTOLITE - LUCAS INDIEL	16
P2-447	PRESTOLITE - LUCAS INDIEL	16
P3-120	FORD / MOTORCRAFT	12
P3-121	FORD / MOTORCRAFT	12
P4-095	DELCO-REMY	11
P4-150	DELCO-REMY	12
P4-368	DELCO-REMY	12
P5-100	MITSUBISHI	13
P5-101	MITSUBISHI	13
P5-103	MITSUBISHI	13
P5-104	MITSUBISHI	14
P5-106	MITSUBISHI	14
P5-108	MITSUBISHI	14
P6-101	VALEO	17
P6-104	VALEO	17
P6-105	VALEO	17

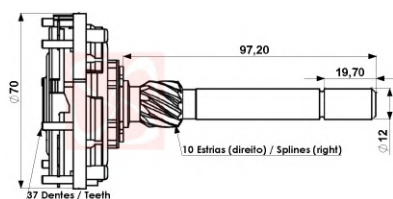

REPAROS DE PLANETÁRIAS		
RP-0055	BOSCH - WAPSA	20
RP-0056	BOSCH - WAPSA	20
RP-0057	BOSCH - WAPSA	20
RP-0058	BOSCH - WAPSA	21
RP-0059	FORD / MOTORCRAFT	24
RP-0060	BOSCH - WAPSA	21
RP-0063	DELCO-REMY	22
RP-0064	DELCO-REMY	22
RP-0065	DELCO-REMY	22
RP-0066	DELCO-REMY	23
RP-0067	FORD / MOTORCRAFT	24
RP-0068	VALEO	27
RP-0069	VALEO	27
RP-0070	MITSUBISHI	25
RP-0071	DELCO-REMY	23
RP-0075	DENSO	23
RP-0077	BOSCH - WAPSA	21
RP-0080	BOSCH - WAPSA	21
RP-0082	PRESTOLITE - LUCAS INDIEL	26
RP-0088	DELCO-REMY	23
RP-0089	DELCO-REMY	23
RP-0093	FORD / MOTORCRAFT	25
RP-0095	PRESTOLITE - LUCAS INDIEL	27
RP-0096	MITSUBISHI	25
RP-0101	MITSUBISHI	25
RP-0102	MITSUBISHI	26
RP-0103	MITSUBISHI	26
RP-0104	PRESTOLITE - LUCAS INDIEL	27
RP-0113	VALEO	28

REFERENCIA	MARCA	PÁGINA
RP-0114	VALEO	28
RP-0115	VALEO	28
RP-0118	BOSCH - WAPSA	22
RP-0119	BOSCH - WAPSA	22

PLANETÁRIAS

PLANETÁRIAS

MOTORES DE PARTIDA



REFERÊNCIA

P1-019

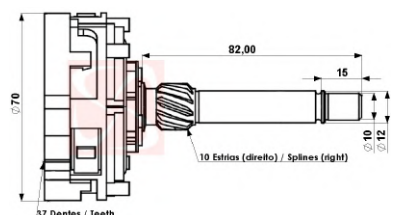
FABRICANTE	Nº ORIGINAL	TIPO ARRANQUE
BOSCH - WAPSA	F000AL1019	DW

MOTOR DE PARTIDA

9000081006, 9000081007

APLICAÇÕES

DIVERSAS VERSAILLES 1.8I, VERSAILLES 2.0, VERSAILLES 2.0I **FORD** ROYALE 1.8I, ROYALE 2.0, ROYALE 2.0I **VOLKSWAGEN** GOL 2.0 GTI, GOL I 1.8, GOL II 1.8 MI, GOL II 1.8I, GOL II 2.0 MI, GOL II 2.0I, GOL III 1.8 MI, GOL III 2.0 MI, PARATI I 1.8, PARATI I 1.6, PARATI II 1.8 MI, PARATI II 1.8I, PARATI II 2.0 MI, PARATI III 1.8 MI, PARATI III 2.0 MI, QUANTUM 1.8 MI, QUANTUM 2.0 MI, QUANTUM 2.0I, SANTANA 1.8 MI, SANTANA 1.8I, SANTANA 2.0 MI, SANTANA 2.0I, SAVEIRO 1.8 MI, SAVEIRO I 1.8, SAVEIRO II 1.6 MI, SAVEIRO II 1.8 MI, SAVEIRO II 2.0 MI, SAVEIRO III 1.6 MI, SAVEIRO III 1.8 MI, SAVEIRO III 2.0 MI, VOYAGE 1.8, VOYAGE 1.8 SPECIAL **REPARO DA PLANETÁRIA: RP-0080, RP-0056**



REFERÊNCIA

P1-079

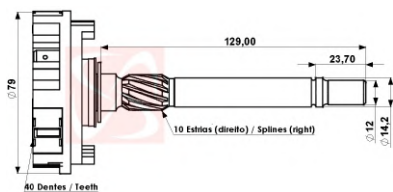

FABRICANTE	Nº ORIGINAL	TIPO ARRANQUE
BOSCH - WAPSA	1006200929	

MOTOR DE PARTIDA

0001115078, 0001115079, 51832949, 51832949A152, 55832949

APLICAÇÕES

CITROEN JUMPER MULTIJET DIESEL 2010> **FIAT** DUCATO 2.3 MULTIJET **PEUGEOT** BOXER



REFERÊNCIA

P1-090

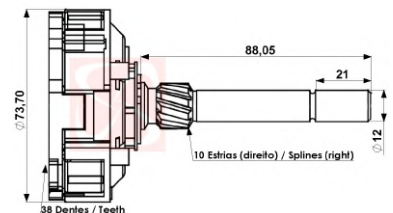

FABRICANTE	Nº ORIGINAL	TIPO ARRANQUE
BOSCH - WAPSA	6033AD0090, 6033AD0108, 6033AC0252	

MOTOR DE PARTIDA

0001223500, 0001223501, 0001223502, 0001223503, 0001223504, 0001223505

APLICAÇÕES

FORD F-250, F-350, F-4000 4CC **JOHN DEERE** 5045D 2.9, 5045E 2.9, 5055D 2.9, 5055E 2.9, 5065E 2.9, 5075E 2.9 **NEW HOLLAND** TN60DA, TN70DA, TN75DA, TN75S 2.9



REFERÊNCIA

P1-099

FABRICANTE	Nº ORIGINAL	TIPO ARRANQUE
BOSCH - WAPSA	1006200099, 1006200096, F010AL1012, 1006200154	DW

MOTOR DE PARTIDA

0001109014, 0001109018, 0001109025, 0001109026, 0001109028, 0001109030, 0001109031, 0001109033, 0001109036, 0001109041, 0001109042, 0001109048, 0001109061, 0001109200, 0001109204, 0001109252, 0001109253, 0001109264, 0001109267, 0001109268, 0001109269, 0001109270, 0001109340, 0001109341, 0001110112, F002G20524

APLICAÇÕES

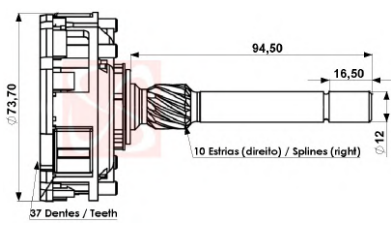

ALFA ROMEO
145 1.9 JTD (1999-2001), 147 1.9 JTD (2000-2002), 147 1.9 JTD 16V (2005->), 147 1.9 JTDM (2008->), 147 1.9 JTDM 16V (2005->), 156 1.9 JTD (1997-2006), 159 1.9 JTDM 16V (2005->), 166 2.4 (2003->), 166 2.4 JTD (2000->), ALFA 146 1.9 JTD (1999-2001), BRERA 2.4 JTDM 20V (2006->), GT 1.9 JTD (2003->), MITO 1.6 (2008->), SPIDER 2.4 JTDM (2007->) **CHEVROLET** KORANDO 3.2 (1999->) **CITROEN** BERLINGO 1.8/1.9 DIESEL (1996->), BERLINGO 2.0 HDI (1999->), BX 1.9 DIESEL (1987-1992), BX16 1.6 (1988-1993), BX17 1.8 DIESEL (1985-1993), BX19 1.8 TURBO TRD (1988-1993), BX19 1.9 4X4 (1989-1993), BX19 1.9 DIESEL (1983-1993), C15 1.8 DIESEL (1986-2000), C15 1.9 DIESEL (2000-2005), C25 1.9 DIESEL (1987-1994), C25 2.5 DIESEL 4X4 (1987-1994), C4 2.0 16V (2004->), C4 2.0 HDI (2004->), C4 2.0 HDI PICASSO 165 (2010->), C5 2.0 HDI (2001-2004), C5 2.2 HDI (2001-2006), C5 3.0 V6 (2001-2005), C8 2.0 HDI (2002->), C8 2.2 HDI (2002->), C8 3.0 V6 (2002->), DS4 2.0 HDI 160 (2011->), EVASION 1.9 TD (1994-2002), EVASION 2.0 HDI (1999-2002), EVASION 2.1 TD (1996-2002), JUMPER 1.9 DIESEL (1994-2002), JUMPER 1.9 TD (1994-2002), JUMPER 1.9 TD 4X4 (1996-2002), JUMPER 2.0 HDI (2001-2002), JUMPER 2.2 HDI (2002->), JUMPY 1.9 DIESEL (1995-1998), JUMPY 1.9 TD (1995->), JUMPY 2.0 HDI (1999-2006), JUMPY 2.0 HDI 125/95 (2011->), VISA 1.7 DIESEL (1984-1991), XANTIA 1.9 DIESEL (1994-2003), XANTIA 1.9 TD (1994-2003), XANTIA 2.0 HDI (1999-2003), XANTIA 2.1 TD 12V (1995-1999), XM 2.1 DIESEL (1989-1996), XM 2.1 TD 12V (1989-2000), XM 2.1 TD 12V (1994-2000), XSARA 1.8 DIESEL (1997-2000), XSARA 1.8 TD (1997-2000), XSARA 1.9 DIESEL (1997-2005), XSARA 1.9 TD (1997-2000), XSARA 2.0 HDI (1999-2005), ZX 1.8 DIESEL (1993-1997), ZX 1.9 TD (1992-1997) **FIAT** 500 2.6 (1971-1980), 540 2.6 (1971-1980), 850 S 4.9 (1972-1974), 980 5.2 (1979-1984),

PLANETÁRIAS

MOTORES DE PARTIDA



BRAVA 1.9 JTD (1998-2001), BRAVA 1.9 TD (1996-2001), BRAVO 1.6 MULTIJET (2008->), BRAVO 1.9 DIESEL MULTIJET (2007->), BRAVO 1.9 JTD (1998-2001), BRAVO 1.9 TD (1996-2001), CROMA 1.9 DIESEL MULTIJET (2005->), DOBLO 1.9 DIESEL (2001->), DOBLO 1.9 JTD (2001-2005), DUCATO 1.9 DIESEL (1998-2002), DUCATO 1.9 TD (1998-2002), DUCATO 2.0 (1994-1995), DUCATO 2.0 JTD (2002->), FIORINO 1.7 TD (1999-2001), GRANDE PUNTO 1.9 DIESEL MULTIJET (2005->), LINEA 1.6 MULTIJET (2009->), MAREA 1.9 JTD (1999-2001), MAREA 1.9 TD/TDI (1996->), MARENGO 1.9 JTD (1999-2002), MARENGO 1.9 TD (1997-2002), MULTIPLA 1.9 JTD (1999->), PALIO 1.7 TD (1996-2001), PALIO 1.9 DIESEL (2000-2001), PUNTO 1.7 DIESEL (1993-1999), PUNTO 1.7 TD (1994-1999), PUNTO 1.9 DIESEL (1999->), PUNTO 1.9 JTD (1999-2003), SCUDO 1.9 DIESEL (1996-2006), SCUDO 1.9 TD (1996-2006), SCUDO 2.0 JTD (1999-2006), STILO 1.9 DIESEL (2004->), STILO 1.9 DIESEL MULTIJET (2005->), STILO 1.9 JTD (2001->), STRADA 1.9 DIESEL (2000-2003), STRADA 1.9 JTD (2003->), ULYSSE 1.9 TD (1995-2002), ULYSSE 1.9 TD (1996->), 3221 2.1 D (1996->), 3302 2.1 D (1994->), 33023 2.1 D (1996->) **HYUNDAI** LANTRA 1.9 DIESEL (1998-2000) **LANCIA** DELTA 2.0 MULTIJET (2008->) **FORD** C-MAX 1.8 TDCI (2007->), FOCUS 1.8 TDCI (2005-2008), GALAXY 1.8 TDCI (2006->), MONDEO 1.8 TDCI (2007->), S-MAX 1.8 TDCI (2006->) **GAZ** KAPPA 2.4 JTD (1998-2001), LYBRA 1.9 JTD (1999-2001), LYBRA 2.4 JTD (1999-2002), PHEDRA 2.0/2.2 JTD (2002->), THESIS 2.4 JTD (2002->), ZETA 2.0 JTD (1999-2002), ZETA 2.0 TURBO (1999-2002), ZETA 2.1 TD (1996-1999) **LAND ROVER** RANGE ROVER 2.5 DIESEL (1994-2002) **LDV** MAXUS 2.5 CDI (2005->) **LOMBARDINI** LDW 1503M, LDW 2004M, LDW 2004TBI (1996->) **LT** TX4 2.5 D (2006->) **MAHINDRA** SCORPIO PICK-UP 2.6 CRDE, SCORPIO SUV 2.6 CRDE **MAYBACH** MAYBACH 5.5 (2002->) **MERCEDES-BENZ** 140-SERIE 300 SE, 190 E 2.6 (1986-1993), 208 2.1 CDI (2000-2006), 211 2.1 CDI (2000-2006), 213 2.1 CDI (2000-2006), 216 2.7 CDI (2000-2006), 260 E 2.6 (1985-1992), 260 E 2.6 4-MATIC (1986-1992), 260 SE 2.5 (1985-1991), 280 E 2.8 (1992-1993), 280 TE 2.8 (1992-1993), 300 CE-24 3.0 (1989-1992), 300 E 2.9 (1985), 300 E 3.0 (1985-1992), 300 E 3.0 4-MATIC (1986-1993), 300 E-24 3.0 (1988-1992), 300 SE 2.9 (1986-1991), 300 SE 3.2 (1991-1993), 300 SEL 2.9 (1986-1991), 300 SEL 3.2 (1991-1998), 300 SL 2.9 (1985-1989), 300 SL 3.0 (1989-1993), 308 2.1 CDI (2000-2006), 311 2.1 CDI (2000-2006), 313 2.1 CDI (2000-2006), 316 2.7 CDI (2000-2006), 320 CE/E 3.2 (1992-1993), 512 2.9 (1996->), 600 SE 6.0 (1991-1998), 612 2.9 (1996->), 812 2.9 (1996->), C 200 2.0 CDI (1998-2000), C 200 2.0 D (1993-2001), C 200 2.1 CDI (2000->), C 200 2.2 CDI (1998-2001), C 220 2.1 CDI (2000->), C 220 2.1 CDI (2000-2008), C 220 2.1 CDI (2001-2008), C 220 2.2 CDI (1997-2001), C 220 2.2 D (1993-2001), C 250 2.5 D (1993-2000), C 250 2.5 TD (1995-2001), C 270 2.7 CDI (2000->), C 270 2.8 CDI (2000-2007), C 280 2.8 (1993-1997), C 30 AMG 3.0 CDI (2002-2008), C 36 AMG 3.6 (1994-1997), C 36 AMG 3.6 (1994-2000), C-KLASSE [202] C 36 AMG, CLASSE C 280, CLASSE C 36 AMG, CLASSE E 280, CLASSE E 320, CLASSE S 280, CLASSE S 320, CLASSE SE 300, CLASSE SL 280, CLASSE SL 320, CLK 220 2.1 CDI (2005->), CLK 220 2.1 CDI (2005-2009), CLK 270 2.7 CDI (2002->), E 200 2.0 D (1996-2002), E 200 2.1 CDI (1999-2002), E 200 2.2 CDI (1998-2002), E 200 E 2.1 CDI (2002->), E 220 2.1 CDI (1999-2003), E 220 2.2 CDI (1998-2003), E 220 2.2 D (1995-1999), E 220 T 2.1 CDI (1999-2003), E 250 2.5 D (1995-1999), E 250 2.5 TD (1993-1999), E 270 2.7 CDI (1999-2002), E 270 2.7 CDI (2002-2008), E 270 T 2.7 CDI (1999-2003), E 270 T 2.7 CDI (2003-2009), E 280 2.8 (1993-1996), E 280 3.0 (1993-1995), E 280 3.2 CDI (2004->), E 280 E 2.8 (1996-1997), E 290 E 2.9 TD (1996-1999), E 300 3.0 4-MATIC (1993-1995), E 300 CE 3.0 (1987-1993), E 320 3.2 (1993-1998), E 320 3.2 (1995-1997), E 320 3.2 CDI (1999-2002), E 320 T 3.2 CDI (1999-2003), E 36 AMG 3.6 (1993-1994), E 36 AMG 3.6 (1994-1998), E-KLASSE [124] T-MODELL E 320 T, E-KLASSE [210] E 320, G 270 2.7 CDI (2001->), G 320 3.2 (1994-1997), G 36 AMG 3.6 (1995->), ML 270 2.7 CDI (1999-2005), O 812 2.9 (1996->), S 280 2.8 (1993-1998), S 320 3.2 CDI (1999-2002), S 320 3.2 CDI (1999-2005), SL 280 2.3 (1993-1998), SL 320 3.2 (1993-1998), SL 600 6.9 (1992-2001), SL-KLASSE [129] SL 320, SPRINTER 208 2.1 CDI (2000-2006), SPRINTER 208 2.3 D (1995-2000), SPRINTER 210 2.9 D (1997-2000), SPRINTER 211 2.1 CDI (2000-2006), SPRINTER 212 2.9 D (1995-2000), SPRINTER 213 2.1 CDI (2000-2006), SPRINTER 216 2.7 CDI (2000-2006), SPRINTER 308 2.1 CDI (2000-2006), SPRINTER 308 2.3 D (1995-2000), SPRINTER 310 2.9 D (1995-2000), SPRINTER 310 2.9 D 4x4 (1997-2002), SPRINTER 311 2.1 CDI (2000-2006), SPRINTER 311 2.1 CDI 4x4 (2002-2006), SPRINTER 312 2.9 D (1995-2001), SPRINTER 312 2.9 D 4x4 (1997-2002), SPRINTER 313 2.1 CDI (2000-2006), SPRINTER 313 2.1 CDI 4x4 (2002-2006), SPRINTER 313 2.2 CDI (2000-2006), SPRINTER 315 2.1 CDI 4x4 (2008->), SPRINTER 316 2.7 CDI (2000-2006), SPRINTER 408 2.1 CDI (2000-2006), SPRINTER 408 2.3 D (1996-2006), SPRINTER 410 2.9 D (1996-2006), SPRINTER 411 2.1 CDI (2000-2006), SPRINTER 412 2.9 D (1996-2006), SPRINTER 413 2.1 CDI (2000-2006), SPRINTER 415 2.1 CDI (2006->), SPRINTER 416 2.7 CDI (2000-2006), SPRINTER 616 2.7 CDI (2001-2006), U 100 2.9 (1996->), U 90 2.9 (1996->), V 200 2.2 CDI (1999-2003), V 230 2.3 TD (1996-2003), V 230 2.3 TD (1999-2003), VIANO 2.1 CDI 4-MATIC (2005->), VIANO 2.2 CDI (2003->), VITO 108 2.2 CDI (1999-2003), VITO 108 2.3 D (1995-1997), VITO 108 2.3 D (1996-2003), VITO 109 2.1 CDI (2003->), VITO 110 2.2 CDI (1999-2003), VITO 110 2.3 D (1996-2003), VITO 110 2.3 TD (1995-1997), VITO 111 2.2 CDI (2003->), VITO 112 2.2 CDI (1999-2003), VITO 115 2.2 CDI (2003->), VITO 2.1 CDI (2006->), VITO 2.2 CDI (2007->) **OPEL** 325 2.5 TD (1991-1999), 330 3.0 DIESEL (2003->), 330 3.0 XD 4x4 (2003->), 524 2.4 DIESEL (1986-1987), 524 2.4 TD (1983-1995), 525 2.5 DIESEL (2000-2004), 525 2.5 TD (1993-2000), 525 2.5 TDS (1991-2000), 530 3.0 DIESEL (2003->), 535 3.0 DIESEL (2004->), 725 2.5 TDS (1996-2000), 730 3.0 DIESEL (2002->), BMW: 324 2.4 TD (1987-1993), FRONTERA A 2.5 TDS (1996-1998), OMEGA B 2.5 DTI (2001-2003), OMEGA B 2.5 TD (1996-2000), X3 3.0 DIESEL (2004->), X5 3.0 DIESEL (2003->) **PEUGEOT** 205 1.7 DIESEL (1994->), 205 1.8 DIESEL (1983-1998), 206 1.9 DIESEL (1998-2001), 206 2.0 HDI (1999->), 305 1.9 DIESEL (1982-1988), 306 1.8 (1993-2001), 306 1.8 DIESEL (1993-2001), 306 1.9 DIESEL (1993-2002), 306 1.9 TD (1993-2002), 306 2.0 HDI (1999-2002), 307 2.0 16V (2005->), 307 2.0 HDI (2000->), 307 2.0 HDI FAP (2003->), 309 1.8 DIESEL (1989-1993), 309 1.8 TD (1989-1993), 309 1.9 DIESEL (1986-1993), 405 1.8 DIESEL 4x4 (1987-1992), 405 1.8 TD (1988-1992), 405 1.9 DIESEL (1988-1995), 405 1.9 TD (1992-1996), 406 1.9 DIESEL (1996-2004), 406 1.9 TD (1996-2004), 406 2.0 HDI (1998-2004), 406 2.0 HDI FAP (2001-2004), 406 2.1 TD 12V (1996-2004), 406 2.1 TD (2000-2004), 407 2.0 (2004->), 407 2.0 16V (2005->), 407 2.0 BIOFLEX (2007->), 407 2.0 HDI FAP (2004->), 407 2.2 16V (2005->), 508SW 2.0 HDI HYBRID (2011->), 605 2.1 DIESEL (1989-1995), 605 2.1 TD (1989-1999), 607 2.0 HDI (2000-2004), 607 2.2 16V (2005->), 607 2.2 HDI (2000->), 806 1.9 TD (1995-2002), 806 2.0 HDI (1999-2002), 806 2.0 TURBO (1994-2002), 806 2.1 TD (1996-2002), 807 2.0 HDI (2002->), 807 2.2 HDI FAP (2002->), BOXER 1.9 DIESEL (1994-2002), BOXER 2.0 HDI (2001-2004), BOXER 2.2 HDI (2002->), BOXER 2.5 DIESEL (1994-2002), BOXER 2.5 TD (1994-2002), EXPERT 1.9 DIESEL (1996->), EXPERT 1.9 TD (1996->), EXPERT 2.0 HDI (2000->), J5 1.9 DIESEL (1990-1994), PARTNER 1.8 DIESEL (1996->), PARTNER 1.9 DIESEL (1996-1998), PARTNER 1.9 DIESEL 4x4 (2004->), PARTNER 2.0 HDI (2000->), PARTNER 2.0 HDI 4x4 (2004->) **RUGGERINI** MD 300 1.4 (1997-1999), MD301 1.3 (1997-1999), MD350 1.6 (1997-1999), MD351 1.6 (1997-1999), RP170 (1989-1997), RP178 (1990-1997), RP320 (1990-1997), RP360 (1991-1997), RP368 (1990-1997), RP380 (1990-1997) **SSANGYONG** ACTYON 2.0 XDI (2005->), MUSSO 3.2i, REXTON 2.9 TD (2002->), RODION 2.7 XDI (2005->), STAVIC 270 2.7 SXDI (2005->) **SUZUKI** SX4 1.9 DDIS (2006->), VITARA 1.9 DIESEL (1995-1999) **TALBOT** EXPRESS 1.9 DIESEL (1987-1990), HORIZON 1.9 DIESEL (1982-1986), SOLARA 1.6 (1981-1986) **VM** MOTORES DIESEL **VOLVO** C30 2.4 D5 (2006-2012), C70 2.4 (2007-2013), C70 2.4 D5 (2006-2013), S40 2.4 (2006-2010), S40 2.4 CDI (2007-2010), S60 2.4 (2001-2015), S60 2.4 CDI (2003-2005), S60 2.4 D5 AWD (2014-2015), S80 2.0 (2012->), S80 2.0 D3 (2010->), S80 2.4 (2006->), S80 2.4 D5 (2001-2010), S80 2.4 D5 AWD (2010->), V50 2.4 (2006-2010), V60 2.4 D4 AWD (2015->), V70 2.0 (2007-2015), V70 2.0 D3 DRIVE (2013->), V70 2.0 D5 AWD (2010-2015), V70 2.4 (2009-2010), V70 2.4 4x4 (2007-2015), V70 2.4 AWD (2013->), V70 2.4 D4 AWD (2013->), V70 2.4 D5 AWD (2009-2015), XC60 2.0 (2011-2015), XC60 2.0 (2012-2015), XC60 2.4 (2008-2017), XC60 2.4 AWD (2013-2015), XC60 2.4 D4 AWD (2015-2017), XC60 2.4 D5 AWD (2009-2015), XC60 2.4 DRIVE (2009-2010), XC70 2.0 (2010-2015), XC70 2.4 AWD (2007->), XC70 2.4 D5 AWD (2011-2015), XC90 2.4 (2002-2006), XC90 2.4 D5 (2011-2014), XC90 2.4 D5 AWD (2007-2010) **REPARO DA PLANETÁRIA: RP-0075**



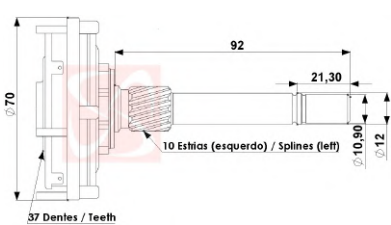

REFERÊNCIA		
P1-111		
FABRICANTE	Nº ORIGINAL	TIPO ARRANQUE
BOSCH - WAPSA	F000AL1974	LT

MOTOR DE PARTIDA

281000L072, F000AL0111, F000AL0130

APLICAÇÕES

FORD F-250 **TOYOTA** HILUX, SW4 2.8, SW4 3.0 DIESEL (2006->), SW4 D4D 2.5 **REPARO DA PLANETÁRIA: RP-0075**



REFERÊNCIA		
P1-128		
FABRICANTE	Nº ORIGINAL	TIPO ARRANQUE
BOSCH - WAPSA	1006200128, 1006200043	DW

MOTOR DE PARTIDA

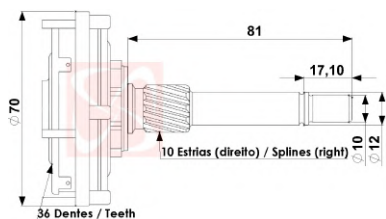

0001107007, 0001107008, 0001107020, 0001107021, 0001107052, 0001107053, 020911023A, 020911023N, 20911023, 95VW11000BA, 95VW11000BB, F000AL0128

APLICAÇÕES

AUDI A3 1.8, A3 1.8T **CLAAS** JAGUAR 60SF 5.7 (1974-1976), MERCATOR 50 3.8 (1973-1976) **DIVERSAS** S.W **FIAT** TEMPRA 2.0 I.E., TIPO 1.8, TIPO 16V, TIPO 2.0, TIPO I.E. **MBB** 1013 (1976-1986), 900 3.8 (1981-1987) **NEWHOLLAND** FNH8040, FNH8055, FNH8255 **SEAT** ALHAMBRA 1.8 TURBO, ALHAMBRA 2.0, CITYGOLF 1.6, CORDOBA 1.6, CORDOBA 1.8, CORDOBA 1.8 16V, CORDOBA 2.0, IBIZA 1.8 **VOLKSWAGEN** GOLF 1.8, GOLF GTI 2.0, GOLF II 1.8, GOLF III 1.8, GOLF III 1.8i, PASSAT (IMPORT) 2.0 **REPARO DA PLANETÁRIA: RP-0080, RP-0056**

PLANETÁRIAS

MOTORES DE PARTIDA



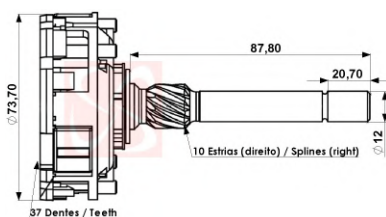

REFERÊNCIA		
P1-153		
FABRICANTE	Nº ORIGINAL	TIPO ARRANQUE
BOSCH - WAPSA	1006200153, 1006200148, 1006200072	

MOTOR DE PARTIDA

0001107075, 0001107079, 0001107088, 248100D100, 2810002080, 281000D100, 2810016230, F000AL0106, F000AL0118, F000AL0158

APLICAÇÕES

FIAT TIPO 1.6iE TOYOTA COROLLA 1.6i 16V, COROLLA 1.8i 16V, COROLLA FIELDER 1.8i 16V **REPARO DA PLANETÁRIA: RP-0058**



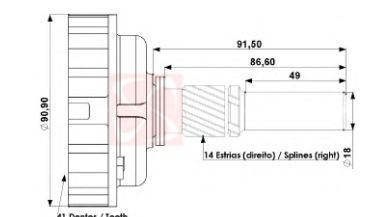
REFERÊNCIA		
P1-159		
FABRICANTE	Nº ORIGINAL	TIPO ARRANQUE
BOSCH - WAPSA	1006200178, F000AL1409, F000AL2967	DW/R78-M45

MOTOR DE PARTIDA

0001109045, 0001109201, 0001109250, 0001110132, 6004AA3014, EC3511001BA, F000AL0105, F000AL0107, F000AL0112, F000AL0115, F000AL0159, F000AL0160, F002G20795

APLICAÇÕES

FORD F250, F350, F4000 GM BLAZER 2.8 DIESEL, BLAZER 2.8 ELECTRONIC, S10 2.8 4X4 DIESEL ELECTRONIC NISSAN FRONTIER, XTERRA 2.8 DIESEL TROLLER T4, T4 M **REPARO DA PLANETÁRIA: RP-0075**



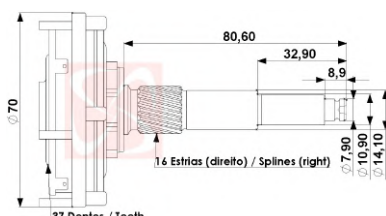
REFERÊNCIA		
P1-173		
FABRICANTE	Nº ORIGINAL	TIPO ARRANQUE
BOSCH - WAPSA	6033AD5173, 6033AD5078, 6033AD5173, 6033AD5356, F042030061, 6033AD5069, 6033AD5243, 6033AD5359	

MOTOR DE PARTIDA

0001241001, 0001241003, 0001241004, 0001241005, 0001241006, 0001241007, 0001241008, 0001241009, 0001241014, 0001241015, 0001241016, 0001241019, 0001241020, 0001241021, 0001241023, 0001241024, 0001241119, 0001261002, 0001261004, 0001261006, 0001261008, 0001261013, 0001261026, 0986021480, 1658730, F042002135

APLICAÇÕES

DAF XF105.510 DIVERSAS P 230 SCANIA 270, 270 SCANIA: 310, 280, 310, 320, 340, 340 SCANIA: 360, 360, 380, 380 SCANIA: 400, 380 SCANIA: 420, 400, 420, 420 SCANIA: 440, 470, 470 DAF: XF105.460 470 SCANIA: 480, 480, G 230, G 270, G 280, G 310, G 320, G 340, G 360, G 380, G 400, G 420, G 440, G 470, G 480, K 270 RODOVIÁRIO, K 310 RODOVIÁRIO, K 340 RODOVIÁRIO, K 380 RODOVIÁRIO, K 420 RODOVIÁRIO, R 230, T 340



REFERÊNCIA		
P1-181		
FABRICANTE	Nº ORIGINAL	TIPO ARRANQUE
BOSCH - WAPSA	F000AL1181	DB

MOTOR DE PARTIDA

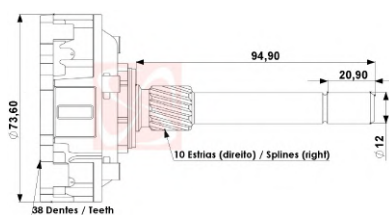

5X3911023, F000AL0502, F000AL0507

APLICAÇÕES

FORD ROYALE 1.8i, ROYALE 2.0, ROYALE 2.0i, VERSAILLES 1.8i, VERSAILLES 2.0, VERSAILLES 2.0i VOLKSWAGEN GOL I 1.8, GOL I 2.0 GTI, GOL II 1.8 MI, GOL II 1.8i, GOL II 2.0 MI, GOL II 2.0i, GOL III 1.8 MI, GOL III 1.8 MI TOTAL FLEX, GOL III 2.0 MI, GOL IV 1.8 TOTAL FLEX, PARATI II 1.8 MI, PARATI II 1.8i, PARATI II 2.0i (1996), PARATI III 1.8 MI, QUANTUM 1.8 MI, QUANTUM 1.8i, QUANTUM 2.0 MI, QUANTUM 2.0i (1998), SANTANA 1.8 MI, SANTANA 1.8i, SANTANA 2.0 MI, SANTANA 2.0i, SAVEIRO I 1.8 MI, SAVEIRO II 1.8 MI, SAVEIRO II 2.0 MI, SAVEIRO ILL 1.6, SAVEIRO ILL 1.8, SAVEIRO ILL 2.0 MI (2000), SAVEIRO IV 1.8 TOTAL FLEX, VOYAGE 1.8, VOYAGE 1.8 SPECIAL **REPARO DA PLANETÁRIA: RP-0080, RP-0056**

PLANETÁRIAS

MOTORES DE PARTIDA



REFERÊNCIA

P1-218

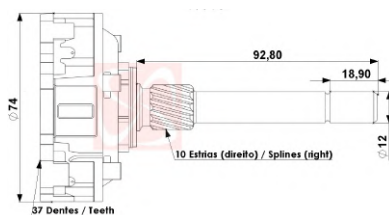

FABRICANTE	Nº ORIGINAL	TIPO ARRANQUE
BOSCH - WAPSA	1006200218	

MOTOR DE PARTIDA

0001109300, 0001109301, 0001109405, 1347058080, 5802AQ

APLICAÇÕES

CITROEN JUMPER 2.8 4X4, JUMPER 2.8 HDI **FIAT** DUCATO 2.3 JTD, DUCATO 2.8 DIESEL, DUCATO 2.8 DIESEL 4X4, DUCATO 2.8 JTD, DUCATO 2.8 JTD 4X4, DUCATO CARGO 2.3, DUCATO MAXI CARGO 2.3
PEUGEOT BOXER 2.8 HDI, BOXER 2.8 HDI 4X4



REFERÊNCIA

P1-220

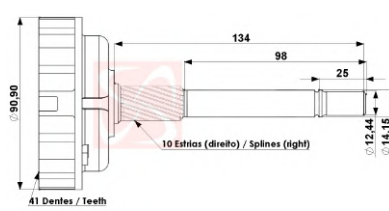

FABRICANTE	Nº ORIGINAL	TIPO ARRANQUE
BOSCH - WAPSA	1006200220, 1006200342, F000AL2832	R78-M55

MOTOR DE PARTIDA

0001109306, 0001109413, F000AL0132, F000AL0143, F004A94008, F004A94011

APLICAÇÕES

HYUNDAI HD78 **IVECO** CITYCLASS, DAILY 35 C14, DAILY 35 S14, DAILY 40 S16, DAILY 45 S14, DAILY 45 S16, DAILY 50 C11, DAILY 50 C13, DAILY 55 C16, DAILY 60 C16, DAILY 60 C16 HD MASSIMO, SCUDATO 70 C16 **LAND ROVER** DEFENDER 110 2.5 TURBO DIESEL AWD, DEFENDER 130 2.5 DIESEL AWD, DEFENDER 90, DISCOVERY 2.5 TDI AWD **MERCEDES BENZ** SPRINTER 310 D, SPRINTER 312 D, SPRINTER 412 D **TOYOTA** AVENSIS D4D, AVENSIS VERSO D4D, COROLLA D4D, COROLLA VERSO D4D, HILUX D4D, LANDCRUISER D4D, PREVIA D4D, RAV4 D4D, SW4 D4D, YARIS D4D, YARIS VERSO D4D **VOLKSWAGEN** DELIVERY 5140 E, DELIVERY 5140 EOD, DELIVERY 8150 E



REFERÊNCIA

P1-244

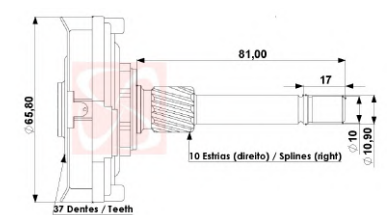
FABRICANTE	Nº ORIGINAL	TIPO ARRANQUE
BOSCH - WAPSA	9001336244, 6033AD3310,231083, 333594,42560319, 1821358,423890, 51262136001, 0001500931, A0001500931,861219	

MOTOR DE PARTIDA

0001230001, 0001230003, 0001230004, 0001230005, 0001230006, 0001230007, 0001230008, 0001230009, 0001230010, 0001230012, 0001230013, 0001230014, 0001230018, 0001230023, 0001230027, 0001230030, 0001231002, 0001231003, 0001231004, 0001231005, 0001231006, 0001231007, 0001231008, 0001231009, 0001231010, 0001231011, 0001231012, 0001231013, 0001231014, 0001231016, 0001231017, 0001231018, 0001231019, 0001231023, 0001231029, 0001231030, 0001231032, 0001231033, 0001231034, 0001231035, 0001231039, 0001231040, 0001231041, 0001231046, 0001231146

APLICAÇÕES

CASE JX-SERIE **IVECO** VERTIS **MBB** 1215 (1999->), 1215 C, 1318, 1618 (1998->), 1618 M, 1718 M, 1728, 2423, 2423 (1998->), 2428, 712C, 914 C, 914 LO, 915 E, ACCELO 915 C, ATEGO 1315, ATEGO 1418 ATEGO 1518, ATEGO 1718, ATEGO 1725, ATEGO 2425, AXOR 1933, AXOR 2536, L 1218, L 1418, L 1622, LO 915, O 500 M, O 500 R, O 500 U, OF 1417, OF 1418, OF 1722, OH 1418, UNIMOG U 500 **NEW HOLLAND** SÉRIE TC, SÉRIE TL **RENAULT** S18 (1996->) **VOLVO** 1017, CAMINHÃO 1215C, CAMINHÃO 1218L, CAMINHÃO 1315, CAMINHÃO 1315OF, CAMINHÃO 1315OH, CAMINHÃO 1318, CAMINHÃO 1318OF, CAMINHÃO 1318OH, CAMINHÃO 1417OF, CAMINHÃO 1418, CAMINHÃO 1418EL, CAMINHÃO 1418L, CAMINHÃO 1418OF, CAMINHÃO 1418OH, CAMINHÃO 1418R, CAMINHÃO 1518, CAMINHÃO 1518L, CAMINHÃO 1618M, CAMINHÃO 1622A, CAMINHÃO 1622L, CAMINHÃO 1718, CAMINHÃO 1718A, CAMINHÃO 1718K, CAMINHÃO 1718M, CAMINHÃO 1722OF, CAMINHÃO 1725, CAMINHÃO 1728, CAMINHÃO 1730OF, CAMINHÃO 1828L, CAMINHÃO 1933, CAMINHÃO 1933LS, CAMINHÃO 2423, CAMINHÃO 2425, CAMINHÃO 2428, CAMINHÃO 2533, CAMINHÃO 500 OM, CAMINHÃO 500 OR, CAMINHÃO 500 ORSD, CAMINHÃO 500 ORSE, CAMINHÃO 500 OU, CAMINHÃO 5200, CAMINHÃO 712C, CAMINHÃO 814, CAMINHÃO 814F, CAMINHÃO 814L, CAMINHÃO 814LO, CAMINHÃO 915, CAMINHÃO 915C, CAMINHÃO 915E, CAMINHÃO 915LO, CAMINHÃO 915C, CAMINHÃO 915LO, CAMINHÃO FM7, CAMINHÃO LS, ÔNIBUS B7F, ÔNIBUS B7L, ÔNIBUS B7R



REFERÊNCIA

P1-369

FABRICANTE	Nº ORIGINAL	TIPO ARRANQUE
BOSCH - WAPSA	1006200369	R70

MOTOR DE PARTIDA

0001108420, 0001108421, F000AL0901, F000AL0903

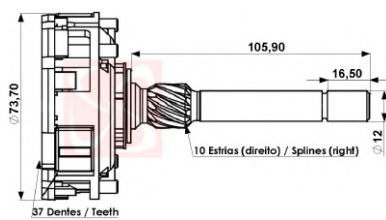

APLICAÇÕES

ALFA ROMEO 159 2.0 JTDM (2009->), 160 2.0 JTDM (2009->), 161 2.0 JTDM (2009->), BRERA 2.0 JTDM (2009->), DOBLO 1.6 JTD (2015->), DUCATO 115 2.0 JTD (2011->), LINEA 1.6 D MULTIJET (2011->), SEDICI

PLANETÁRIAS

MOTORES DE PARTIDA

2.0 D MULTIJET (2009->) **DIVERSAS** BRAVO 2.0 D MULTIJET (2008->), SPIDER 2.0 JTD (2009->) **FIAT** TORO DIESEL **JEEP** COMPASS DIESEL, RENEGADE DIESEL **LANCIA** DELTA 1.9 D MULTIJET (2008->), DELTA 2.0 D MULTIJET (2008->) **MERCEDES BENZ** SPRINTER 213 2.2 CDI (2006-2016), SPRINTER 313 2.2 CDI (2006-2016), SPRINTER 413 2.2 CDI (2006-2016), SPRINTER 513 2.2 CDI (2006-2016) **SUZUKI** SX4 1.6 DDIS (2013->), SX4 2.0 DDIS (2009-2013), SX4 2.0 DDIS 4X4 (2009-2013), SX4 S-CROSS 1.6 DDIS (2013->) **REPARO DA PLANETÁRIA: RP-0118, RP-0119**



REFERÊNCIA

P1-625

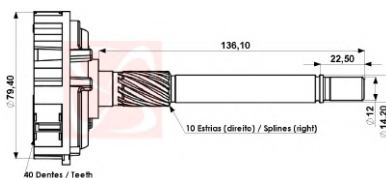
FABRICANTE	Nº ORIGINAL	TIPO ARRANQUE
BOSCH - WAPSA	F000AL2625	R78-M25

MOTOR DE PARTIDA

F000AL0129, F000AL0150, F000AL0152

APLICAÇÕES

FORD CARGO 11T, CARGO 13T, CARGO 15T, CARGO 24T, CARGO 26T, CARGO 8T, CARGO C 12T, CARGO C 13T, CARGO C 14T, CARGO C 15T, CARGO C 16T, CARGO C 17T, CARGO C 24T, CARGO C 7T, CARGO C 8T, CARGO C 9T **MERCEDES BENZ** SPRINTER 515 CDI **REPARO DA PLANETÁRIA: RP-0075**



REFERÊNCIA

P1-727

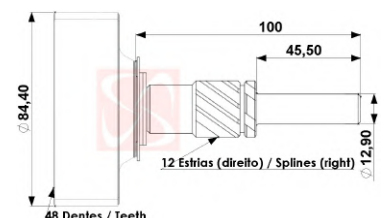
FABRICANTE	Nº ORIGINAL	TIPO ARRANQUE
BOSCH - WAPSA	F002G20727	

MOTOR DE PARTIDA

F002G20720, F002G20904, F002G70007, F002G70022, F002G70092, F002G70156, F002G70205, F002G70276, F002G70344, F002G70353, F002G70370, F002G70407, F002G70450, F002G70458

APLICAÇÕES

FORD CARGO 1319, CARGO 1517, CARGO 1519, CARGO 1717, CARGO 1719, CARGO 1722, CARGO 1723, CARGO 2422, CARGO 2423, CARGO 2428, CARGO 2429, CARGO 2622, CARGO 2623, CARGO 2628, CARGO 2629, CARGO C1317



REFERÊNCIA

P4-095

FABRICANTE	Nº ORIGINAL	TIPO ARRANQUE
DELCO-REMY	10512095	38MT

MOTOR DE PARTIDA

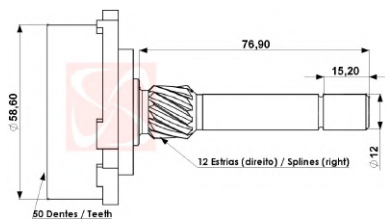

10461768, 10461769, 10461774, 10461775, 10461776, 10511731, 19026027, 19026028, 19026029, 19026030, 19026031, 19026032, 19026035, 200078, 200356, 8200000, 8200005, 8200007, 8200023, 8200024, 8200025, 8200026, 8200053, 8200072, 8200075, 8200076, 8200077, 8200211, 8200217, 8200235, 8200236, 8200239, 8200242, 8200269, 8200301, 8200322, 8200324, 8200356, 8200408, 8200486, 8200600, 8200733, 8201050, 8300005, 8300021, 8300022, 8300023, 8300025, 8300065, 8300066

APLICAÇÕES

CASE COLHEITADEIRA DE ALGODÃO 1822, COLHEITADEIRA DE ALGODÃO 1844, COLHEITADEIRA DE ALGODÃO 2055, COLHEITADEIRA DE ALGODÃO 2155, COLHEITADEIRA DE CANA A8000, COLHEITADEIRA DE CANA A8800, COLHEITADEIRA DE GRÃOS 1620, COLHEITADEIRA DE GRÃOS 1640, COLHEITADEIRA DE GRÃOS 1644, COLHEITADEIRA DE GRÃOS 1666, COLHEITADEIRA DE GRÃOS 1668, COLHEITADEIRA DE GRÃOS 1670, COLHEITADEIRA DE GRÃOS 1680, COLHEITADEIRA DE GRÃOS 1688, COLHEITADEIRA DE GRÃOS 1690, COLHEITADEIRA DE GRÃOS 2055, COLHEITADEIRA DE GRÃOS 2090, COLHEITADEIRA DE GRÃOS 2094, COLHEITADEIRA DE GRÃOS 2096, COLHEITADEIRA DE GRÃOS 2144, COLHEITADEIRA DE GRÃOS 2166, COLHEITADEIRA DE GRÃOS 2188, COLHEITADEIRA DE GRÃOS 2290, COLHEITADEIRA DE GRÃOS 2294, COLHEITADEIRA DE GRÃOS 2366, COLHEITADEIRA DE GRÃOS 2390, COLHEITADEIRA DE GRÃOS 2394, COLHEITADEIRA DE GRÃOS 2399, COLHEITADEIRA DE GRÃOS 2470, COLHEITADEIRA DE GRÃOS 2590, COLHEITADEIRA DE GRÃOS 2594, COLHEITADEIRA DE GRÃOS 2670, COLHEITADEIRA DE GRÃOS 2870, COLHEITADEIRA DE GRÃOS 3294, COLHEITADEIRA DE GRÃOS 3394, COLHEITADEIRA DE GRÃOS 4490, COLHEITADEIRA DE GRÃOS 4494, COLHEITADEIRA DE GRÃOS 4690, COLHEITADEIRA DE GRÃOS 4694, COLHEITADEIRA DE GRÃOS 4890, COLHEITADEIRA DE GRÃOS 4894, COLHEITADEIRA DE GRÃOS 4994, COLHEITADEIRA DE GRÃOS 7110, COLHEITADEIRA DE GRÃOS 7120, COLHEITADEIRA DE GRÃOS 7130, COLHEITADEIRA DE GRÃOS 7140, COLHEITADEIRA DE GRÃOS 7210, COLHEITADEIRA DE GRÃOS 7220, COLHEITADEIRA DE GRÃOS 7230, COLHEITADEIRA DE GRÃOS 7240, COLHEITADEIRA DE GRÃOS 7250, COLHEITADEIRA DE GRÃOS 8930, COLHEITADEIRA DE GRÃOS 9110, COLHEITADEIRA DE GRÃOS 9130, COLHEITADEIRA DE GRÃOS 9210, COLHEITADEIRA DE GRÃOS 9230, COLHEITADEIRA DE GRÃOS 9240, COLHEITADEIRA DE GRÃOS 9310, COLHEITADEIRA DE GRÃOS 9330, TRATOR MAGNUM MX220, TRATOR MAGNUM MX240, TRATOR MAGNUM MX270 (C/ MOTOR CUMMINS 8.3L) **CUMMINS** MOTORES C E ISC **DIVERSAS** 22 **FORD** 1630, 2422, 2425, 2622, 2626, 2630, 2631, 2932, 3222, 4030, 4532, 5032, CARGO 16, CARGO 1932 ELETRÔNICO (C/ MOTOR CUMMINS 8.3 L), CARGO ELETRÔNICO 2632, COM MOTOR CUMMINS 6CTAA **JAC** HFC4253 **RANDON** CAMINHÃO DE MINERAÇÃO RK430B, CAMINHÃO DE MINERAÇÃO RK430M, CAMINHÃO DE MINERAÇÃO RK628C, CAMINHÃO DE MINERAÇÃO RK628CF, CAMINHÃO DE MINERAÇÃO RK628CR **SCANIA** P230, P270, P310, P340, P380, P420, P470, P480, R230, R270, R310, R340, R380, R420, R470, R480, T340, T380, T420, T470 **VOLKSWAGEN** 17-310, 18-310, 19-320, 19-370 COM MOTOR INTERNATIONAL, 23-210, 23-220, 23-310, 24-220, 25-370, 26-220, 26-260, 26-310 - COM MOTOR CUMMINS 6CTAA 8.3 LITROS, 31-320, B18320 EO, B19320 EOT (C/ MOTOR CUMMINS ISC 8.3L), CAMINHÕES 17-220, CAMINHÕES 18.310 TITAN TRACTOR, CAMINHÕES 31-370, CONSTELLATION 17320, CONSTELLATION 19320, CONSTELLATION 19360, CONSTELLATION 24320, CONSTELLATION 25320, CONSTELLATION 25370, CONSTELLATION 25400, CONSTELLATION 31320, CONSTELLATION C/MOTOR CUMMINS ISC, ÔNIBUS 19320EOT, ÔNIBUS QUÉOPS EVOLUTION COM MOTOR CUMMINS ISC, TITAN TRACTOR, TITAN TRACTOR 18310 (C/ MOTOR CUMMINS 8.3L) **VOLVO** FH12/380 4X4 GLOBETROTTER (C/ MOTOR VOLVO D12 DIESEL), FH12/380 6X2 P. LOTUS 3 EIXOS (C/ MOTOR VOLVO D12 DIESEL), FH12/420 4X2 TOP-CLASS (C/ MOTOR VOLVO D12 DIESEL), FH12/420 6X4 GLOBETROTTER (C/ MOTOR VOLVO D12 DIESEL), FM12/380 6X4 3 EIXOS (C/ MOTOR VOLVO D12 DIESEL), FM12/420 8X4 4 EIXOS (C/ MOTOR VOLVO D12 DIESEL), NH12/380 4X2 GLOBETROTTER (C/ MOTOR VOLVO D12 DIESEL), NH12/380 6X4 3 EIXOS (C/ MOTOR VOLVO D12 DIESEL)

PLANETÁRIAS

MOTORES DE PARTIDA



REFERÊNCIA

P4-150

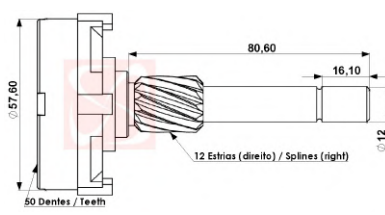

FABRICANTE	Nº ORIGINAL	TIPO ARRANQUE
DELCO-REMY		PG150S

MOTOR DE PARTIDA

9000794, 9000846, 9675379880, QDJ1236

APLICAÇÕES

CHEVROLET-GM ASTRA, BLAZER, S10, VECTRA - II (SOHC) **CITROEN** C4 LOUNGE **PEUGEOT** 308, 408 **REPARO DA PLANETÁRIA: RP-0088, RP-0063**



REFERÊNCIA

P4-368

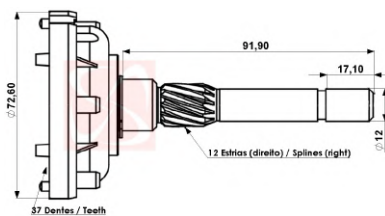
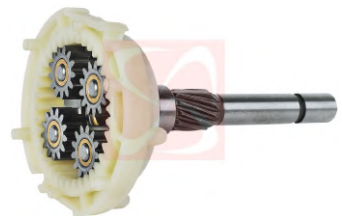
FABRICANTE	Nº ORIGINAL	TIPO ARRANQUE
DELCO-REMY	10504495, 10452345, 10504514	PG260D

MOTOR DE PARTIDA

7084991, 8000006, 8000014, 8000090, 8000158, 8000159, 8000188, 8000287, 8000538, 8000661, 9000890, 9000891, 9000893, 9000944, 9000948, 9000978, 9000981, 9000981P, 93297652, 93297653, 93303527, 93304772, 93327502, 93374341, 93374342, 93384398, PG260B

APLICAÇÕES

CHEVROLET-GM AGILE 1.0 (2009-2015), AGILE 1.4 (2009-2015), AGILE 1.6 (2009-2015), ASTRA, BLAZER 4.3 V6 VORTEX, CELTA 1.0 (2000-2015), CELTA 1.4 (2000-2015), CELTA 1.6 (2000-2015), COBALT 1.0 (2011-2013), COBALT 1.4 (2011-2013), COBALT 1.6 (2011-2013), CORSA 1.0 (1994-2014), CORSA 1.4 (1994-2014), CORSA 1.6 (1994-2014), CORSA CLASSIC 1.0 (2003-2015), CORSA CLASSIC 1.4 (2003-2015), CORSA 1.4 (2007-2014), NOVO CORSA 1.6 (2007-2014), PICK-UP CORSA 1.0 (1995-2002), PICK-UP CORSA 1.4 (1995-2002), PICK-UP CORSA 1.6 (1995-2002), PRISMA 1.0 (2006-2014), PRISMA 1.4 (2006-2014), PRISMA 1.6 (2006-2014), S10 4.3 V6 VORTEX, VECTRA - II (DOHC) 2.2 16V, VECTRA - II (SOHC) 1.8, VECTRA - II (SOHC) 2.0, VECTRA - II (SOHC) 2.2 8V, ZAFIRA 1.8, ZAFIRA 2.0, ZAFIRA 2.4, ZAFIRA 2.4 **CITROEN** PICASSO 2.0, PICASSO 2.0 DIESEL **DAEWOO** ESPERO 2.0 **FIAT** DOBLÒ 1.0, DOBLÒ 1.3, DOBLÒ 1.4, DOBLÒ 1.8 FIRE, IDEA 1.0, IDEA 1.3, IDEA 1.4 FIRE, PALIO 1.0, PALIO 1.3, PALIO 1.4, PALIO 1.8 FIRE, PALIO WEEKEND 1.0, PALIO WEEKEND 1.3, PALIO WEEKEND 1.4, PALIO WEEKEND 1.8 FIRE, PUNTO 1.0, PUNTO 1.3, PUNTO 1.4 FIRE, SIENA 1.0, SIENA 1.3, SIENA 1.4 FIRE, STILO 1.8 FLEX, STRADA 1.0, STRADA 1.3, STRADA 1.4, STRADA 1.8 FIRE **PEUGEOT** 206 1.9 DIESEL, 307 2.0, 307 2.0 DIESEL, PARTNER 1.9 DIESEL



REFERÊNCIA

P3-120

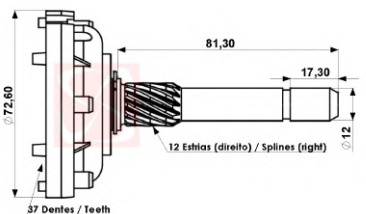

FABRICANTE	Nº ORIGINAL	TIPO ARRANQUE
FORD / MOTORCRAFT		

MOTOR DE PARTIDA

F8TU11000DD9251-AI

APLICAÇÕES

FORD ECOSPORT, EXPLORER V6 4.0 GAS., RANGER V6 4.0 **REPARO DA PLANETÁRIA: RP-0067**



REFERÊNCIA

P3-121

FABRICANTE	Nº ORIGINAL	TIPO ARRANQUE
FORD / MOTORCRAFT		

MOTOR DE PARTIDA

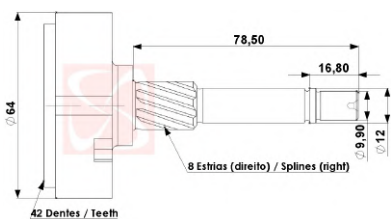

F07U11000AA, F07UAA716A, F37U11131BA, F37U11131AA

APLICAÇÕES

FORD EXPLORER 4.0, F1000 4.0, RANGER 4.0 GAS **REPARO DA PLANETÁRIA: RP-0093, RP-0067**

PLANETÁRIAS

MOTORES DE PARTIDA



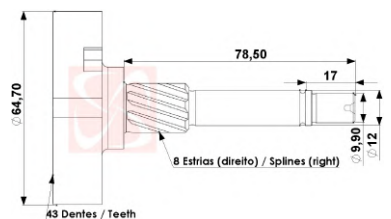

REFERÊNCIA		
P5-100		
FABRICANTE	Nº ORIGINAL	TIPO ARRANQUE
MITSUBISHI		

MOTOR DE PARTIDA

1250300, 36100-23060, 361003E020, 6E5T-11000-AB, 965631768003, M000T80081, M000T80381, M000T80881, M000T80981, M000T81081, M000T82081, M000T82081ZE, M000T88481ZC, M000T92581

APLICAÇÕES

CHEVROLET-GM MICRO ÔNIBUS VOLARE, S-10 (1998-2002), COUPE 1.6 I 16V (1996-2002), COUPE 2.0 (2002->), COUPE 2.0 16V (1996-2002), ELANTRA 1.8 (1998-2002), ELANTRA 2.0 (1999-2001), ELANTRA 2.0 GLS (2002-2003), ELANTRA 2.0 GT (2002-2003), LANTRA 1.6 (1995-2000), LANTRA 1.6 16V (1995-2000), LANTRA 1.8 16V (1995-2000), LANTRA 2.0 16V (1996-2000), MATRIX 1.8 (2001->), TIBURON 1.8 (1997), TIBURON 2.0 (1998-2001), TIBURON 2.0 FX (1997-1998) **KIA** CERATO 2.0 (2004->), RIO I 1.3, RIO I 1.5 **MARCOPOLO** VOLARE **MAZDA** 323 VI 1.4, 323 VI 1.5 16V, 626 V 1.8, 626 V 2.0, FP13-18-X56 **MXMIATA**, MPV, MPV II 2.0 16V, MX-5 II 1.6I, MX-5 II 1.8I **PREMACY** 1.8, **PREMACY** 2.0, **PROTEGE** **MERCURY** MILAN 2.3 (2006-2010) **MITSUBISHI** PAJERO 2.0 **PEUGEOT** 206, 306, 307, 407 **REPARO DA PLANETÁRIA: RP-0070, RP-0096**



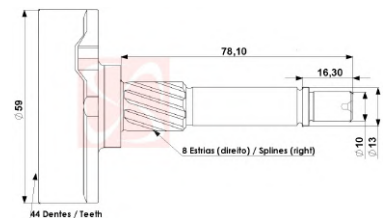

REFERÊNCIA		
P5-101		
FABRICANTE	Nº ORIGINAL	TIPO ARRANQUE
MITSUBISHI		

MOTOR DE PARTIDA

M001T74287ZC, M001T79781

APLICAÇÕES

CATERPILLAR MÁQUINAS DIVERSAS **CLARK** EMPILHADEIRA **MITSUBISHI** EMPILHADEIRA FG25, PAJERO V6 GAS **REPARO DA PLANETÁRIA: RP-0103**



REFERÊNCIA		
P5-103		
FABRICANTE	Nº ORIGINAL	TIPO ARRANQUE
MITSUBISHI		

MOTOR DE PARTIDA

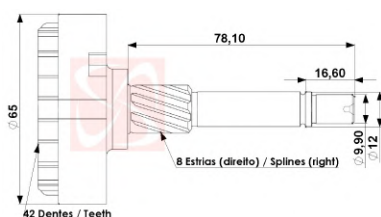

1810A062, 1810A143, M002T80081, M002T80681, M002T87171ZT, M002T87771, M1T72483, M1T72483ZC, M1T79481, M1T79482, M1T93071, M1T93071ZC, M1T93371, M1T93571, M2T80582, M2T84071, M2T84171, M2T84571, M2T85271, M2T85471, M2T86271, M2T87071, M2T87171, M2T87171ZT, M2T87271, M2T87271ZT, M2T87371, M2T87471, M2T87571, M2T87671, M2T87871, M2T87971, M2T88071, M2T88171, M2T88271, M2T88372, M2T88471, M2T88571, M2T88572, M2T88671, M2T88971, MD312857, MD312858, MD314167, MD315547, MD315548, MD331137, MD344183, MD348221

APLICAÇÕES

CHEVROLET-GM CRUZE 1.7 D (2012->), CRUZE 1.7 TD (2012->), S-10 C/ MOTOR MWM 4 CC 2.8 SPRINT, TRAX 1.7 TD (2012->) **CHRYSLER** PT CRUISER 2.2 CRD (2005->), PT CRUISER 2.2 DIESEL (2002->), VOYAGER 2.5 CRD (2000->), VOYAGER 2.8 CRD (2004-2007), VOYAGER 2.8 CRDI (2007->) **CITROEN** JUMPER 2.5 DIESEL (1994-2002), JUMPER 2.5 TD (1994-2002), JUMPER 2.5 TDI (1996-2002) **DIVERSAS** VOLARE **DODGE** AVENGER 2.0 CRD (2007->), CALIBER 2.0 CRD (2006->), CARAVAN IV 2.8 CRD (2009->), DAKOTA 2.5 (1996-1998), GRAND CARAVAN 2.8 CRD (2008->) **FORD** RANGER 2.5 DIESEL (1999-2002), RANGER 2.5 TDDI (2005->) **HONDA** LEGEND II 3.2I V6, LEGEND III 3.5 V6, LEGEND IV 3.5 V6 **HYUNDAI** GALLOPER 2.5 DIESEL INTERCOOLER (1998->), H-1 2.5 (2000-2005), H-1 2.5 CDI (2006-2007), H-1 2.5 CRDI STAREX (2006-2007), H-1 2.5 D (2000-2005), H-1 2.5 TD (1997-2007), H-1 2.5 TD 4WD (1998-2004), H100 2.5 DIESEL (1993-2000), H100 2.5 TD (1993-2000), H100 2.5 TD (2006->), H100 P 2.5 DIESEL (1993-1994), PORTER 2.5 TD (1994-2004), PORTER 2.5 TD (2002-2004), STAREX 2.5 TD (1997-2004), STAREX 2.5 TD 4WD (1997-2007) **JEEP** CHEROKEE 2.5 (1998-1998), CHEROKEE 2.5 I (1991-1996), CHEROKEE 2.5 SE (1994-1997), CHEROKEE 2.8 CRD KJ (2003->), COMPASS 2.0 CRD (2006->), GRAND CHEROKEE 2.7 CRD 4X4 (2001->), PATRIOT 2.0 CRD (2006->), WAGONEER 2.5 RIO GRANDE (1995-1995), WAGONEER 2.5 SE (1994-1997), WRANGLER 2.5 (1991-1998) **KIA** 2500 2.5 TCI (2003->), PREGIO 2.5 TCI (2001->) **MAZDA** 3 2.0 CD MRZ (2006->), 323 2.0 DIESEL (1996-2000), 323 2.0 TD (1998-2001), 323 F 2.0 TD (2001-2004), 323 S 2.0 DIESEL (2000-2002), 5 2.0 DIESEL DI (2005->), 6 2.0 CD MRZ (2007->), 6 2.0 CITD 4X4 (2002-2005), 6 2.0 DIESEL DI (2002-2005), 626 2.0 DIESEL (1998-2002), 626 2.0 TD (2000-2002), 626 2.0 TDDI (1998-2002), B 2500 2.5 DIESEL (1999-2002), B 2500 2.5 DIESEL 4WD (1998-2002), B 2500 2.5 TD 4WD (1999->), BT-50 2.5 DIESEL 4WD (2006->), E 2000 2.2 DIESEL (1997-1999), E 2000 2.2 DIESEL 4WD (1997-2001), E 2200 2.2 DIESEL (1997-2002), E 2200 2.2 DIESEL 4WD (1997-2001), MPV 2.0 DIESEL DI (2002->), MPV 2.5 TD (1996-1999), PREMACY 2.0 TD (1999-2000) **MITSUBISHI** CANTER 35 2.5 D (1992->), CHALLENGER 2.5 TD (2003->), COLT 1.8 DIESEL (1988-1992), COLT 1.8 DIESEL GLX (1988-1992), DELICA 2.3 D (1983-1986), GALANT 1.8 TURBO-D (1987-1992), GALANT 2.0 GLSTD (1992-1996), GALANT 2.0 TD (1992-1996), GALANT 2.0 TDI (1996-2004), GALANT 2.0 TDI (1996-2004) **MITSUBISHI**: GALANT 2.3 TURBO-D (1980-1984), GALANT 2.0 TDI (1996-2004) **MITSUBISHI**: PAJERO 2.5 TDI (1998-2006), GALANT 2.3 TD (1980-1984), GRANDIS 2.0 DI-D (2005->), L 200 2.5 D (1986-1996), L 200 2.5 D 4WD (1987-1993), L 200 2.5 DI-D (2006-2007), L 200 2.5 DIESEL (1996-2007), L 200 2.5 TD 4WD (1992-2007), L 300 2.3 D (1983-1986), L 300 2.5 D (1986-2006), L 300 2.5 DIESEL (1986-2006), L 300 2.5 TD 4WD (1988->), L 400 2.5 TD 2500 (1996->), L 400 2.5 TD 2500 4WD (1996->), L200 2.5 D (1996-2001), L200 2.5 TD (2003-2006), L200 2.5 TD 4WD (1996-2007), LANCER 1.8 DIESEL (1986-1992), LANCER 2.0 D (1992-2003), LANCER 2.0 DI-D (2008->), MONTERO 2.5 TD (2003->), OUTLANDER 2.0 DI-D (2007->), PAJERO 2.3 TD (1982-1986), PAJERO 2.5 TD (1986-2001), PAJERO 2.5 TD SPORT (1998-2003), PAJERO 2.5 TDI (2000-2006), PAJERO PININ 2.0 GDI (2000->), PAJERO SPORT 2.5 TD (1998-2003), SPACE GEAR 2.5 TD (1995-2000), SPACE GEAR 2.5 TD (1996-2001), SPACE GEAR 2.5 TD 4WD (1995->), SPACE RUNNER 2.0 TD (1992-1999), SPACE WAGON 1.8 TD (1986-1998), SPACE WAGON 2.0 TD (1992-1998) **OPEL** ASTRA 1.7 GTC CDTI (2011->), ASTRA J 1.7 CDTI (2009-2012), ASTRA J 1.7 CDTI SPORTS TOURER (2010->), MERIVA B 1.7 CDTI (2010->), MOKKA 1.7 CDTI (2012->) **PEUGEOT** 4X4 (1994-2002), 605 2.5 TD (1994-1999), BOXER 2.4 TD (1996-2002), BOXER 2.5 DIESEL, BOXER 2.5 TDI (1997-2002), BOXER 2.5 TDI 4X4 (1996-2002) **PROTON** PERSONA 420 2.0 DIESEL (1996->) **RENAULT** MASTER 2.5 DIESEL (1997-2003), MASTER 2.8 DIESEL (1997-2003) **SUZUKI** GRAND VITARA 1.6 (1998->), JIMNY 1.3 16V (1998-2001), JIMNY 1.3 16V 4WD (1998-2001), SAMURAI 1.3 (1988->), SJ 413 1.3 (1984-1990), VITARA 1.6 (1988-1998), VITARA 1.6 16V (1991-1994), VITARA 1.6 I 4WD (1990-1999), X-90 1.6 I 16V (1995->) **TROLLER** T4 2.8 TD MWM 4 CC SPRINT (2001->) **VAUXHALL** ASTRA MK V 1.7 CDTI (2011->), ASTRA MK VI 1.7 CDTI (2012->), ASTRA MK VI GTC 1.7 CDTI (2011->), MERIVA MK II 1.7 CDTI (2010->), MOKKA 1.7 CDTI (2012->), MOVANO 2.5 DIESEL (1998-2000), MOVANO 2.8 DTI (1998-2001) **REPARO DA PLANETÁRIA: RP-0101, RP-0102, RP-0103**

PLANETÁRIAS

MOTORES DE PARTIDA

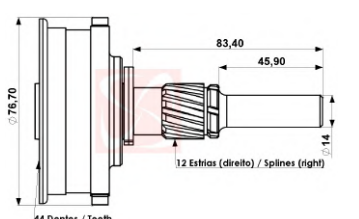


REFERÊNCIA		
P5-104		
FABRICANTE	Nº ORIGINAL	TIPO ARRANQUE
MITSUBISHI		

MOTOR DE PARTIDA

APLICAÇÕES

DIVERSAS RENAULT **HYSTER** EMPILHADEIRA **REPARO DA PLANETÁRIA: RP-0103**



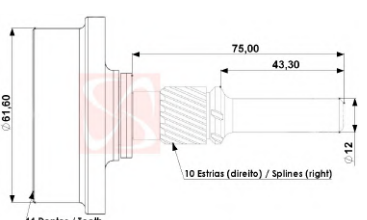
REFERÊNCIA		
P5-106		
FABRICANTE	Nº ORIGINAL	TIPO ARRANQUE
MITSUBISHI		

MOTOR DE PARTIDA

861178, M0009T62173ZA, M009T66171, M9T61671, M9T62173ZA, M9T62572ZA, M9T62671

APLICAÇÕES

DIVERSAS FH 380, TRAKKER 160 T38 **FORD** 7000, 8000, 9000 C/ MOTOR CUMMINS ISM DE 1985 A 1999, L6000 **FREIGHTLINER** C/ MOTOR CATERPILLAR DE 1999 A 2007 **IVECO** EUROSTAR 190, EUROSTAR 260, EUROSTAR 440, EUROTTECH 190, EUROTTECH 260, EUROTTECH 440, EUROTRAKKER 190, EUROTRAKKER 260, EUROTRAKKER 340, EUROTRAKKER 380, EUROTRAKKER 400, EUROTRAKKER 410, EUROTRAKKER 440, EUROTRAKKER 720, STRALIS 190, STRALIS 260, STRALIS 400, STRALIS 440, STRALIS 440 S50, STRALIS 440 S54, STRALIS 440 S56, STRALIS L 190, TRAKKER 190, TRAKKER 190 T38, TRAKKER 190 T44, TRAKKER 190 T45, TRAKKER 260, TRAKKER 340, TRAKKER 380, TRAKKER 400, TRAKKER 410, TRAKKER 440, TRAKKER 720, TRAKKER N 190 **VOLKSWAGEN** 13-180, 15-180, 17-210, 17-260, 24-280, 26-260, 31-260, CONSTELLATION **VOLVO** 12 420, 12 460, 12 500, 9700, 9900, B 12 B, FH 12 340 VOLVO: 12 380, FH 400, FH 420, FH 440, FH 460, FH 480, FH 500, FH 520 FH 540, FM 12 340, FM 12 420, FM 360, FM 380, FM 400, FM 420, FM 440, FM 460, FM 480, FM 500, SERIES CUMMINS ISM, VHD SERIES CUMMINS ISM, VNM SERIES CUMMINS ISM, VNM SERIES WA, VNM SERIES WC, VNM SERIES WG, VNM SERIES WH, VNM SERIES WI, VNM SERIES WX



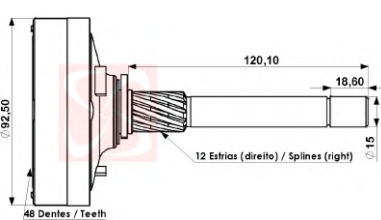
REFERÊNCIA		
P5-108		
FABRICANTE	Nº ORIGINAL	TIPO ARRANQUE
MITSUBISHI		

MOTOR DE PARTIDA

51262017236, M008T55578, M008T55779, M008T61671, M8T62671

APLICAÇÕES

IVECO 180 E 24 7.8 (2000-2004), 180 T 24 7.8 (2004-2006), 180 T 27 7.8 (2004-2006), 180 T 31 7.8 (2004-2006), 190 E 24 7.8 (2000-2004), 190 E 27 7.8 (2000-2003), 190 E 31 7.8 (2000-2004), 190 E 35 (2000-2004), 190 S 27 7.8 (2003-2006), 190 S 30 7.8 (2003-2006), 190 S 35 (2003-2006), 190 S 36 7.8 (2003-2006), 190 T 27 7.8 (2004-2006), 190 T 31 7.8 (2004-2006), 190 T 33 7.8 (2006->), 190 T 35 7.8 (2004-2006), 190 T 36 7.8 (2006->), 260 E 24 7.8 (2000-2003), 260 E 27 7.8 (2000-2004), 260 E 31 7.8 (2000-2004), 260 E 35 7.8 (2000-2004), 260 S 27 7.8 (2003-2006), 260 S 30 7.8 (2003-2006), 260 S 31 7.8 (2003-2006), 260 S 33 7.8 (2006->), 260 S 35 (2003-2006), 260 S 36 7.8 (2006->), 260 T 31 7.8 (2004-2006), 260 T 33 7.8 (2006->), 260 T 35 7.8 (2004-2006), 260 T 36 7.8 (2006->), 340 T 35 7.8 (2004-2006), 340 T 36 7.8 (2006->) **MAN** SERIES 10, SERIES 12, SERIES 13, SERIES 15, SERIES 18, SERIES 26, SERIES 7, SERIES 8 **VOLKSWAGEN** 24.280, CONSTELLATION 17.280 **VOLVO** PENTA D4, PENTA D6



REFERÊNCIA		
P2-100		
FABRICANTE	Nº ORIGINAL	TIPO ARRANQUE
PRESTOLITE - LUCAS INDIEL	K01497, K01571, M5206020	M100R

MOTOR DE PARTIDA

2W0911023A, 35259200, 35259240, 35259260, 35259290, 35259340, 35259360, 35259440, 35259450, 35259460, 35259520, 35259550, 35259730, 35259770, 35259780, 35259810, 35259830, 35259840, 35260830, 35260840, 35260870, 35261000, 35261050, 35261130, 35261160, 35261185, 35261770, 35261900, 35262010, 35262020, 35262130, 905720100092, 905720100094, 96HU11001AA, ETF3944023, TAR911023

APLICAÇÕES

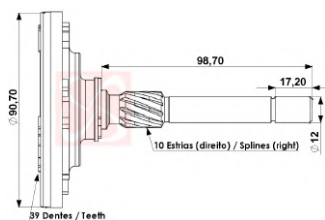

AGRALE MARRUÁ MWM SPRINT 4.07 **CATERPILLAR** BLUE BIRD USA CAT 3126 7.2, BLUE BIRD USA CAT 3126 7.2 (OCP) **CUMMINS** CUMMINS C 8.3 CUMMINS B, CUMMINS ISB02 5.8 **FORD** CARGO 1622, CARGO 2422, CARGO 2425, CARGO 2425 MIXER CUMMINS 6CTAA 8.3, CARGO 2630 CUMMINS 6CTAA 8.3, CUMMINS B 5.9 **FREIGHTLINER** NAVISTAR V8 7.3 **GRADALL** 4045 JOHN DEERE 4 CIL, 4.5 **INTERNACIONAL ENGINES** CAMINHÃO NAVISTAR DT-360 5.9, CAMINHÃO NAVISTAR DT444E - V8 7.3, CAMINHÃO NAVISTAR DT446 - I6 7.6 **JOHN DEERE** 7820 6081H 6 CIL, CEIFEIRA 1550 6081H 6 CIL, TRATOR 6 CIL **MERCEDES BENZ** O371 6 CIL, OF1215, OF1315, OF215 6 CIL, OH1316, OH1318, OH1320, ÔNIBUS 1214, ÔNIBUS 1414, ÔNIBUS 1418, ÔNIBUS 1614 CAIXA AUTOMÁTICA **PAUNI** MINIBUS CUMMINS 4BT 3.9 **VALMET** TRATORES **VALTRA** BH160, BH180 SISU 6CIL, TRATOR BH140, TRATOR B188 SISU 4 CIL, TRATOR BL77 SISU 3CIL, TRATOR BM100, TRATOR BM110, TRATOR BM120

PLANETÁRIAS

MOTORES DE PARTIDA

SISU 4CIL, TRATOR LIVIANO, TRATOR LIVIANO 685C, TRATOR LIVIANO 785C MWM 3 CIL, TRATOR PESADO 1280, TRATOR PESADO 1580 MWM 6 CIL, TRATOR PESADO 1780 MWM 6 **VOLKSWAGEN** ÔNIBUS 17250E (C/ MOTOR CUMMINS), 26250E (C/ MOTOR CUMMINS), ÔNIBUS MWM 4 E 6 CIL. **VOLVO** VM17 MWM SERIES 229, VM17 MWM SERIES X10, VM23 MWM SERIES 229, VM23 MWM SERIES X10

REPARO DA PLANETÁRIA: RP-0104



REFERÊNCIA

P2-147

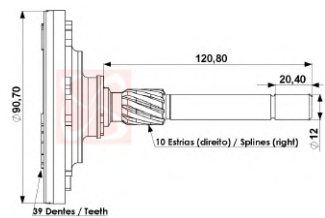

FABRICANTE	Nº ORIGINAL	TIPO ARRANQUE
PRESTOLITE - LUCAS INDIEL	35258669,K21147, M5206206,K01220	M93R

MOTOR DE PARTIDA

1L5411000AA, 35258490, 35258540, 35258580, 35258660, 35258690, 35258710, 35258820, 35258880, 35258940, 35258950, 35258960, 35259040, 35259050, 35259150, 35259170, 35259180, 35259400, 35260828, 35261305, A001233410E, ERR5009, NAD10038

APLICAÇÕES

AGRALE ÔNIBUS VOLARE **CHEVROLET-GM** BLAZER DLX, D20, S10 C/MOTOR MAXION HS, SILVERADO C/MOTOR MWM **CUMMINS** MOTORES SÉRIES 6BT(DIANTEIRO), MOTORES SÉRIES B6, MOTORES SÉRIES BT5.9L **FORD** CARGO 1416, CARGO 1716, CARGO 1722, F-100, F-1000, F-14000 C/ MWM, RANGER, TRANSIT DIESEL **JOHN DEERE** TRATORES **LAND ROVER** DEFENDER 2.5, DISCOVERY 2.5 **MASSEY-FERGUSON** TRATOR C/ MOTOR 4 CIL **MERCEDES-BENZ** 180D - KOMBI ESPANHOLA, CAMINHÕES, MB 180 D, ÔNIBUS, SPRINTER C/ MOTORMAXION HS **MWM** SPRINT **PERKINS** MOTORES 3.152, MOTORES 4.203, MOTORES 4.236, MOTORES 6.354 **PEUGEOT** 504, 505, VÁRIOS C/ MOTOR INDENOR **VOLKSWAGEN** CAMINHÃO 15, CAMINHÃO 160, DELIVERY 8120, DELIVERY 8150, DELIVERY 9150 **REPARO DA PLANETÁRIA: RP-0095, RP-0082**



REFERÊNCIA

P2-149

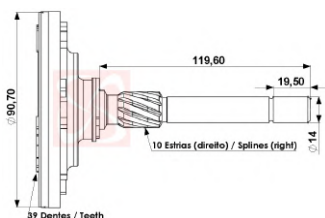
FABRICANTE	Nº ORIGINAL	TIPO ARRANQUE
PRESTOLITE - LUCAS INDIEL	35258853,K21149, KJD08,KJD09	M93R

MOTOR DE PARTIDA

35258880, 35258940, 35258950, 35258990, 35259000, 35259130, 35259210, 35259620, 35259630, 35259650, 35259660, 35259670, 35259680, 35259690

APLICAÇÕES

CUMMINS MOTOR 6BT59L, MOTORES SÉRIE B **DIMEX** ÔNIBUS **FORD** CAMINHÕES, CARGO 1416, CARGO 1722, F100 **MERCEDES-BENZ** CAMINHÕES DIVERSOS, ÔNIBUS **REPARO DA PLANETÁRIA: RP-0082, RP-0095**



REFERÊNCIA

P2-212

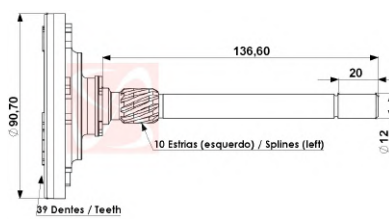
FABRICANTE	Nº ORIGINAL	TIPO ARRANQUE
PRESTOLITE - LUCAS INDIEL	352.59.959,K01212	

MOTOR DE PARTIDA

35258880, 35258940, 35258950, 35258990, 35259000, 35259130, 35259210, 35259620, 35259630, 35259650, 35259660, 35259670, 35259680, 35259690

APLICAÇÕES

DIVERSAS SHELHURST **MERCEDES-BENZ** ÔNIBUS 6CC **REPARO DA PLANETÁRIA: RP-0082, RP-0095**



REFERÊNCIA

P2-219

FABRICANTE	Nº ORIGINAL	TIPO ARRANQUE
PRESTOLITE - LUCAS INDIEL	35259859,K01219	

MOTOR DE PARTIDA

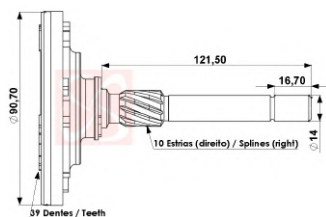

35259480

APLICAÇÕES

VOLKSWAGEN TRANSPORTER T4 2.4 DIESEL **REPARO DA PLANETÁRIA: RP-0082, RP-0095**

PLANETÁRIAS

MOTORES DE PARTIDA



REFERÊNCIA

P2-222

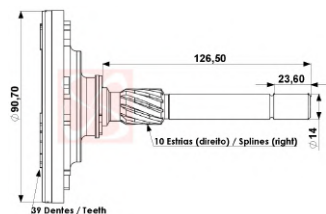

FABRICANTE	Nº ORIGINAL	TIPO ARRANQUE
PRESTOLITE - LUCAS INDIEL	35259465,K01222, K01261,K01349,K01469 K21148,KJD20,KJD21	M93R

MOTOR DE PARTIDA

2C3511001BA, 2C4511001BA, 2R0911023A, 35258620, 35259300, 35259330, 35259390, 35259430, 35259580, 35259590, 35259600, 35259620, 35259630, 35259650, 35259660, 35259670, 35259690, 35259750, 35259760, 35259880, 35259900, 35260940, 35260950, 35261070, 35261120, 35261155, 35261190, 35261355, 35261360, 35261420, 35261425, 35261760, 35262580, 4C4511001BA, 905720100093, AJ60123, F7HT11001AC, RE509658, TJG911023B, XC3U11000CA

APLICAÇÕES

AGRALE CAMINHÃO 7500, CAMINHÃO 8000, CAMINHÃO 8500, CAMINHÃO 9200, TRATOR 5075, TRATOR 5075.4, TRATOR 5085, TRATOR 5085.4, TRATOR MOTOR MWM **CHEVROLET - GM** BLAZER (C/ MOTOR CUMMINS 5.9) **CUMMINS** MOTOR B 5.9, MOTORES VM **DEUTZ AGCO** TRATOR **DIVERSAS** INTERNATIONAL BRAZIL **DODGE** D1000 **FORD** B7000, C/ MOTORES CUMMINS, C/ MOTORES CUMMINS 4BT, CARGO 1416, CARGO 1716, F100, F1000, F12000, F14000, F150, F16000, F250, F350, F7000 **JOHN DEERE** COLHEITADEIRA 1165, COLHEITADEIRA 1175, COLHEITADEIRA 1450, TRATOR 7500 **MASSEY FERGUSON** TRATOR C/ MOTOR PERKINS, TRATOR MF250X **MAXION** MOTOR S4 **MWM** 4 CILINDROS, 6 CILINDROS **NEW HOLLAND** TRATOR TL65E, TRATOR TL75E, TRATOR TL85E, TRATOR TL95E **PERKINS** D-28 MT **VOLKSWAGEN** B16210, B17210 OD, B17240 OT, B8150 OD, B9150 **REPARO DA PLANETÁRIA: RP-0082, RP-0095**



REFERÊNCIA

P2-343

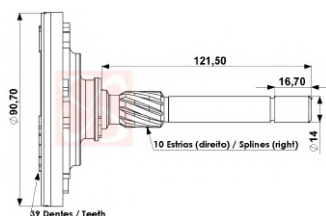

FABRICANTE	Nº ORIGINAL	TIPO ARRANQUE
PRESTOLITE - LUCAS INDIEL	35259915,K01343, K01589	

MOTOR DE PARTIDA

2C4511001AA, 2S0911023, 35259640, 35259870, TJG911023D, XC4511001CA, XS4511001CA

APLICAÇÕES

CUMMINS MOTORES 4BT, MOTORES 6BT, MOTORES 6BTAA, MOTORES B **FORD** 1217, 1417, 1421, 1617, 1621, CAMINHÕES C/ MOTORES CUMMINS, CARGO 815 **VOLKSWAGEN** 13190, 15190, 17210 23210, CAMINHÕES C/ MOTORES CUMMINS **REPARO DA PLANETÁRIA: RP-0082, RP-0095**



REFERÊNCIA

P2-422

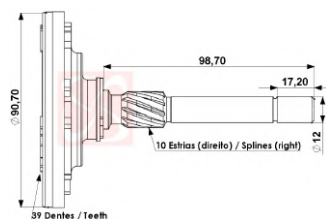
FABRICANTE	Nº ORIGINAL	TIPO ARRANQUE
PRESTOLITE - LUCAS INDIEL	35259465,K01222, K01261,K01349,K01469 K21148,KJD20,KJD21, M5205832,35262724	M93R

MOTOR DE PARTIDA

2C3511001BA, 2C4511001BA, 2R0911023A, 35258620, 35259300, 35259330, 35259390, 35259430, 35259580, 35259590, 35259600, 35259620, 35259630, 35259650, 35259660, 35259670, 35259690, 35259750, 35259760, 35259880, 35259900, 35260940, 35260950, 35261070, 35261120, 35261155, 35261190, 35261355, 35261360, 35261420, 35261425, 35261760, 35262580, 4C4511001BA, 905720100093, AJ60123, F7HT11001AC, RE509658, TJG911023B, XC3U11000CA

APLICAÇÕES

AGRALE CAMINHÃO 7500, CAMINHÃO 8000, CAMINHÃO 8500, CAMINHÃO 9200, MOTOR MWM, TRATOR 5075, TRATOR 5075.4, TRATOR 5085, TRATOR 5085.4 **CHEVROLET - GM** BLAZER (C/ MOTOR CUMMINS 5.9) **CUMMINS** MOTOR B 5.9 / AFTERCOOLER / ELETRÔNICO, MOTORES / VMMOTOR; **FORD** F100 **DEUTZ AGCO** TRATOR **DIVERSAS** INTERNATIONAL BRAZIL **DODGE** D1000 **FORD** B7000, C/ MOTORES CUMMINS 4BT, CARGO 1416, CARGO 1716, F1000, F12000, F14000, F150, F16000, F250, F350, F7000 **JOHN DEERE** COLHEITADEIRA 1165, COLHEITADEIRA 1175, COLHEITADEIRA 1450, TRATOR 7500 **MASSEY FERGUSON** TRATOR C/ MOTOR PERKINS, TRATOR MF250X **MAXION** MOTOR S4 **MWM** 4 CILINDROS, 6 CILINDROS **NEW HOLLAND** TRATOR TL65E, TRATOR TL75E, TRATOR TL85E, TRATOR TL95E **PERKINS** D-28 MT **VOLKSWAGEN** B16210, B17210 OD, B17240 OT, B8150 OD, B9150 **REPARO DA PLANETÁRIA: RP-0095**



REFERÊNCIA

P2-447

FABRICANTE	Nº ORIGINAL	TIPO ARRANQUE
PRESTOLITE - LUCAS INDIEL	35258669,K21147, M5206206,K01220	M93R

MOTOR DE PARTIDA

1L5411000AA, 35258490, 35258540, 35258580, 35258660, 35258690, 35258710, 35258820, 35258880, 35258940, 35258950, 35258960, 35259040, 35259050, 35259150, 35259170, 35259180, 35259400, 35260828, 35261305, A001233410E, ERR5009, NAD10038

APLICAÇÕES

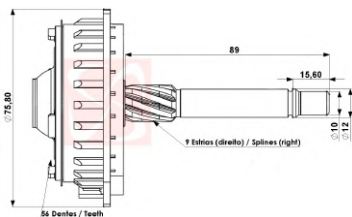
AGRALE ÔNIBUS VOLARE **CHEVROLET-GM** BLAZER DLX, D20, S10 C/MOTOR MAXION HS, SILVERADO C/MOTOR MWM **CUMMINS** MOTORES SÉRIES 6BT(DIANTEIRO), MOTORES SÉRIES B6,

PLANETÁRIAS

MOTORES DE PARTIDA



MOTORES SÉRIES BT5.9L **FORD** CARGO 1416, CARGO 1716, CARGO 1722, F-100, F-1000, F-14000 C/ MWM, RANGER, TRANSIT DIESEL **JOHN DEERE** TRATORES **LAND ROVER** DEFENDER 2.5, DISCOVERY 2.5 **MASSEY-FERGUSON** TRATOR C/ MOTOR 4 CIL. **MAXION** MOTORES **MERCEDES-BENZ** 180D - KOMBI ESPANHOLA, CAMINHÕES, MB 180 D, ÔNIBUS, SPRINTER C/ MOTORMAXION HS **MWM** SPRINT **PERKINS** MOTOR 3.152, MOTOR 4.203, MOTOR 4.236, MOTOR 6.354 **PEUGEOT** 504, 505, VÁRIOS C/ MOTOR INDENOR **VOLKSWAGEN** CAMINHÃO 15, CAMINHÃO 160, DELIVERY 8120, DELIVERY 8150, DELIVERY 9150



REFERÊNCIA

P6-101

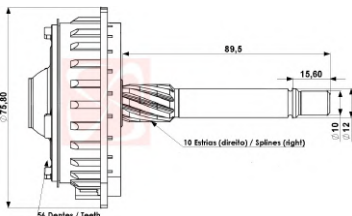
FABRICANTE	Nº ORIGINAL	TIPO ARRANQUE
VALEO		

MOTOR DE PARTIDA

36100-42350, DSL3610042350, DSL42360, TM000A34101, TM000A36101, TM00A31201

APLICAÇÕES

FIAT DUCATO **HYUNDAI** ACCENT 1.5 CRDI, HR **KIA** BONGO, CEE D 1.5, K2700, SORENTO 2.5 TURBO DIESEL **MERCEDES BENZ** SPRINTER 311, SPRINTER 313 CDI **RENAULT** MASTER **VOLKSWAGEN** AMAROK 2.0 TDI **REPARO DA PLANETÁRIA: RP-0114**



REFERÊNCIA

P6-104

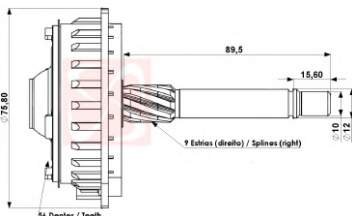
FABRICANTE	Nº ORIGINAL	TIPO ARRANQUE
VALEO	594283	

MOTOR DE PARTIDA

432644, 438011, 438053, 438085, 455720, 455734, 455741, 455745, 455873, 726008, D7R11, D7R12, D7R13, D7R15, D7R151, D7R16, D7R17, D7R18, D7R19, D7R20, D7R22, D7R23, D7R24, D7R25, D7R26, D7R27, D7R28, D7R281, D7R33, D7R34, D7R35, D7R42

APLICAÇÕES

AUDI A3 (97-00) MOTORES ASV **CITROEN** 14 4X4, 602 (70-90), ACADIANE, AMI, AX, BERLINGO 1.8D, BERLINGO 1.9D, C.A 91-97, DYANE, MEHARI, SAXO, SAXO 1.5 (96-03), ZX 1.5 **DIVERSAS** SEAT, TATRA **FIAT** BRAVA 1.9 D, BRAVO 1.9 D, DUNA 1.7 D, ELBA 1.7 D, FIORINO 1.7 D, PALIO WEEKEND 1.7 TD, PUNTO 1.7 D, PUNTO TD, REGATA 1.7 D, SCUDO TD, SIENA 1.7 D, SIENA 1.7 TD, STRADA 1.7 TDS, TEMPRA 1.9 D, TIPO 1.7 D, UNO 1.4 TD, UNO 1.7 D, UNO MILE 1.7 D **HYUNDAI** HR **JPX** JIPE MONTEZ **LANCIA** PHEDRA 2.0, PHEDRA 2.2 JTD (02), Z 2.0 JTD (99-00) **MERCEDES BENZ** 190D 2.2L D, 190D 2.5L D (84-89), 3.5L D (86-93), 300D, 350SD, CD, CLASSE C 200 2.0 CDI, CLASSE C 200 2.0 DIESEL, CLASSE C 200 2.1 CDI, CLASSE C 200 2.2 CDI, CLASSE C 200 2.1 CDI, CLASSE C 220 2.2 CDI, CLASSE C 220 2.2 DIESEL, CLASSE C 250 2.5 DIESEL, CLASSE C 250 2.5 TD, CLASSE C 270 2.7 CDI, CLASSE C 30 3.0 AMG CDI, CLASSE CLK 220 2.1 CDI, CLASSE CLK 270 2.7 CDI, CLASSE E 200 2.0 DIESEL, CLASSE E 200 2.1 CDI, CLASSE E 200 2.2 CDI, CLASSE E 200 2.2 DIESEL, CLASSE E 200 2.5 TD, CLASSE E 220 2.1 CDI, CLASSE E 250 2.5 DIESEL, CLASSE E 270 2.7 CDI, CLASSE E 280 3.2 CDI, CLASSE E 290 2.9 TD, CLASSE E 300 3.0, CLASSE E 320 3.2 CDI, CLASSE G 270 2.7 CDI, CLASSE ML 270 2.7 CDI, CLASSE S 320 3.2 CDI, CLASSE V 200 2.2 CDI, CLASSE V 230 2.3 TD, O812 2.9, S CLASS 3.5L D (94-95), SD, SDL, SDL 3.5LD (91), SPRINTER, SPRINTER 208 2.1 CDI, SPRINTER 208 2.3 DIESEL, SPRINTER 209 2.1 CDI, SPRINTER 210 2.9 DIESEL, SPRINTER 211 2.1 CDI, SPRINTER 212 2.9 DIESEL, SPRINTER 213 2.1 CDI, SPRINTER 215 2.1 CDI, SPRINTER 216 2.7 CDI, SPRINTER 308 2.1 CDI, SPRINTER 308 2.3 DIESEL, SPRINTER 309 2.1 CDI, SPRINTER 310 2.9 DIESEL, SPRINTER 311 2.1 CDI, SPRINTER 312 2.9 DIESEL, SPRINTER 313 2.1 CDI, SPRINTER 315 2.1 CDI, SPRINTER 316 2.7 CDI, SPRINTER 408 2.1 CDI, SPRINTER 408 2.3 DIESEL, SPRINTER 410 2.9 DIESEL, SPRINTER 411 2.1 CDI, SPRINTER 412 2.9 DIESEL, SPRINTER 413 2.1 CDI, SPRINTER 416 2.7 CDI, SPRINTER 509 2.1 CDI, SPRINTER 616 2.7 CDI, TD 2.5L D, TD 3.0L D, VIANO 2.1 CDI, VIANO 2.2 CDI, VITO 108 2.2 CDI, VITO 108 2.3 DIESEL, VITO 109 2.1 CDI, VITO 110 2.2 CDI, VITO 110 2.3 DIESEL, VITO 110 2.3 TD, VITO 111 2.2 CDI, VITO 112 2.2 CDI, VITO 115 2.2 CDI **NISSAN** K11 (98-02), MICRA 1.5 D, PRIMERA 1.9L (03) **OPEL** VIVARO 1.9L (01) **PEUGEOT** 106 1.4 D (92-96), 106 1.5 D (94-05), 206 MOTEUR 1.9D DW8, 405 DIESEL, 406 3.0i V6 24V, 605 3.0i V6 24V, PARTNER **RENAULT** AVANTIME 2.2 DCI 150CV, CLIO EXPRESS, ESCAPE III 2.2, LAGUNA, LAGUNA GRANDTOUR 2.2 DT 113CV, LAGUNA GRANDTOUR II 2.2 DCI, MASTER 2.2, MASTER 2.5 CDI (2010 ->), MEGANE EXPRESS, R19 D, R21 D, SAFRANE II 2.2, TRAFIC II 2.5, VELSATIS 2.2 **ROVER** 114D (92-94), 115D (94-97), AGRUPA 1.4 D (92-95) **SEAT** IBIZA 1.7 D, MÁLAGA 1.7 D, RONDA 1.7 D **SKODA** OCTAVIA A4 AGR, OCTAVIA A4 AHF, OCTAVIA A4 ALH, OCTAVIA A4 AQM, OCTAVIA A4 ASV **SUZUKI** GRAND VITARA 1.9L D (05), SAMURAI 1.9L TD (98) **VOLKSWAGEN** BEETLE (99-01), BORA (02-05), COM MOTOR AGR, COM MOTOR AHF, COM MOTOR ALH, COM MOTOR AQM, COM MOTOR ASV, GOLF MK4 (98-06) **VOLVO** 400TD, 440 TD, 460 TD



REFERÊNCIA

P6-105

FABRICANTE	Nº ORIGINAL	TIPO ARRANQUE
VALEO	7701041250,594187	D7R/D8R

MOTOR DE PARTIDA

432630, 432637, 432644, 432666, 432672, 432684, 433323, 438030, 438065, 438068, 438069, 438088, 438090, 438095, 438096, 438148, 438158, 438165, 438186, 438199, 438200, 438201, 455550, 455674, 455687, 455695, 455719, 455720, 455749, 455895, 455899, 455928, 455929, 455943, 455954, 455957, 455959, 455971, 455972, 458118, 458172, 458178, 458180, 458289, 458290, 458366, 726004, 726006, 726008, 726021, 726031, 726033, 726045, 726047, 726052, 8200634602, D7GR53, D7R151, D7R19, D7R20, D7R24, D7R25, D7R26, D7R27, D7R28, D7R33, D7R34, D7R35, D7R40, D7R43, D7R44, D7R46, D7R47, D7R48, D7R49, D7R53, D7R56, D7R57, D7R64, D7R65, D7R70, D7R8, D7R9, D8R1, D8R27, D8R28, D8R29, D8R49

APLICAÇÕES

CITROEN 1.9 TD, 2.0 HDI, BERLINGO 1.8 D, BERLINGO 1.9 D, C4 2.0 HDI, C4 PICASSO 1.6, C4 PICASSO 2.0 HDI, C5 2.0, C8 2.0 HDI, DS4 2.0 HDI, DS5 2.0 HDI, EVASION 1.9 TD, EVASION 2.0 HDI, EVASION 2.1 TD, JUMPER 1.9 D, JUMPY (DISPATCH) 1.6 HDI, JUMPY 1.9 D, JUMPY 1.9 TD, JUMPY 2.0 HDI, XANTIA 1.9 TD, XSARA 1.8 D, XSARA 1.9 TD, XSARA 1.9 TD, XSARA 2.0 HDI, XSARA PICASSO 2.0 HDI, ZX 1.4 D, ZX 1.5 D **CITROËN** AX 1.4, AX 1.5 D, BERLINGO 1.4i, BERLINGO 1.6i, BERLINGO 2.0 HDI, C15 1.1, C15 1.3, C5 2.2 HDI, EVASION 1.8i, EVASION 2.0i, EVASION 2.0i TURBO, SAXO 1.5 D, XANTIA 1.9 D, XANTIA 2.1 TD, XM 2.1 D, XM 2.1 TD TURBO, XSARA 1.5 D, ZX 1.8 D, ZX 1.9 D, ZX 1.9 TD **FIAT** DUCATO 1.9 D, DUCATO 1.9 TD, DUCATO 2.0 JTD, DUCATO 2.0i, DUCATO 2.3 TD, DUCATO 2.8 JTD, SCUDO 1.9 D, SCUDO 1.9 TD, SCUDO 2.0 JTD, ULYSSE 1.9 TD, ULYSSE 2.0 JTD, ULYSSE 2.1 TD **FORD** FIESTA 1.8 TDCI, FOCUS 1.8 TDCI, FOCUS 1.8 TDI, TRANSIT 2.5 D, TRANSIT 2.5 TD **HYUNDAI** HR **MERCEDES BENZ** 190 2.0 D, 190 2.5 D, 190 2.5 D TURBO, C 200 2.1 CDI, C 200 2.2 CDI, C 220 2.2 D, C 250 2.5 TD, CLASSE C 200 2.0 D, CLASSE C 210 2.2 CDI, CLASSE C 220 2.2 CDI, CLASSE C 250 2.5 D, CLASSE C 270 2.7 CDI, CLASSE C 30 3.0 CDI, CLASSE CLC 200 2.1 CDI, CLASSE CLC 220 2.1 CDI, CLASSE CLK 220 2.2 CDI, CLASSE CLK 270 2.7 CDI, CLASSE E 200 2.0 D, CLASSE E 200 2.1 CDI, CLASSE E 220 2.1 CDI, CLASSE E 220 2.2 CDI, CLASSE E 220 2.2 D, CLASSE E 250 2.5 D, CLASSE E 250 2.5 TD, CLASSE E 270 2.7 CDI, CLASSE E 280 3.2 CDI, CLASSE E 290 2.9 TD, CLASSE E 300 3.0 D, CLASSE E 300 3.0 TD, CLASSE E 300 3.0i, CLASSE E 320 3.2 CDI, CLASSE G 270 2.7 CDI, CLASSE G 300 3.0 TD, CLASSE S 300 3.0 TD, CLASSE S 320 3.2 CDI, CLASSE S 350 3.5 TD, CLASSE V 200 2.2 CDI, CLASSE V 220 2.2 CDI, CLASSE V 230 2.3 TD, CLASSE W124 200 2.0 D, CLASSE W124 250 2.5 D, CLASSE W124 250 2.5 TD TURBO, CLASSE W124 300 3.0 D, CLASSE W124 300 3.0 TD TURBO, CLASSE W140 300 3.5 TD, SPRINTER 208 CDI, SPRINTER 208 D, SPRINTER 209 CDI, SPRINTER 210 D, SPRINTER 211 CDI, SPRINTER 213 CDI, SPRINTER 215 CDI, SPRINTER 216 CDI, SPRINTER 308 CDI, SPRINTER 308 D, SPRINTER 309 CDI, SPRINTER 310 D, SPRINTER 311 CDI, SPRINTER 312 DD, SPRINTER 315 CDI, SPRINTER 316 CDI, SPRINTER 408 D, SPRINTER 410 D, SPRINTER 411 CDI, SPRINTER 412 D, SPRINTER 416 CDI, SPRINTER 509 CDI, SPRINTER

PLANETÁRIAS

MOTORES DE PARTIDA



511 CDI, SPRINTER 515 CDI, SPRINTER 616 CDI, VIANO 2.0 CDI, VIANO 2.2 CDI, VIANO 3.7i, VITO 2.2 CDI, VITO 2.3 D, VITO 2.3 TD, VITO 3.7i V6 24V **MITSUBISHI** CARISMA 1.9 TD, KATANA, L200 **NISSAN** INTERSTAR 2.2 DCI 90 (2002-2006), INTERSTAR 2.4 DCI 100 (2003-2006), INTERSTAR 2.4 DCI 120 (2002-2006), INTERSTAR 2.4 DCI 150 (2006->), INTERSTAR 2.5 DCI 100 (2003-2011), INTERSTAR 2.5 DCI 115 (2002-2006), INTERSTAR 2.5 DCI 120 (2002-2011), INTERSTAR 2.5 DCI 150 (2006-2011), MOVANO 2.5 CDTI (2003-2007), MOVANO 2.5 DTI (2001-2003), PRIMASTAR 2.4 DCI 140 (2003->), PRIMASTAR 2.5 DCI 115 (2008->), PRIMASTAR 2.5 DCI 140 (2002-2006), PRIMASTAR 2.5 DCI 150 (2006->), VIVARO 2.5 CDTI (2006->), VIVARO 2.5 DTI (2003->), VIVARO A 2.5 CDTI (2006->), VIVARO A 2.5 DTI (2003->) **OPEL** MOVANO 2.2 DTI (2000->) **PEUGEOT** 106 1.5 D, 106 1.4 D, 206 1.9 D, 206 2.0 HDI, 306 1.8 D, 306 1.9 D, 306 1.9 TD, 307 2.0 HDI, 405 1.7 D, 405 1.7 TD, 405 1.9 D, 405 1.9 TD, 406 1.9 TD, 406 2.0 HDI, 406 2.1 TD, 605 2.1 D 605 2.1 TD TURBO, 607 2.0 HDI, 806 1.9 TD, 806 2.0 HDI, 806 2.1 TD, BOXER 1.9 D, BOXER 1.9 TD, BOXER 2.0 HDI, EXPERT 1.9 D, EXPERT 1.9 TD, EXPERT 2.0 HDI, PARTNER 1.8 D, PARTNER 1.9 D, PARTNER 2.0 HDI **RENAULT** AVANTIME 2.2 DCI (2002-2003), ESPACE 2.2 12V TD (1996-2000), ESPACE 2.2 D (1997-2000), ESPACE 2.2 DCI (2000-2006), LAGUNA 2.2 DCI (2001-2007), LAGUNA 2.2 DCI GRANDTOUR (2001-2006), LAGUNA 2.2 DT (1996-2001), MASTER 2.2 DCI 90 (2000->), MASTER 2.5 DCI (2004-2010), MASTER 2.5 DCI 100 (2003->), MASTER 2.5 DCI 120 (2001->), SAFRANE 2.2 DT (1996-2000), TRAFIC 2.5 DCI (2007->), TRAFIC 2.5 DCI 115 (2001-2008), TRAFIC 2.5 DCI 145 (2006->), VEL SATIS 2.2 DCI (2002-2009) **SSANGYONG** MUSSO 2.3 D **SUZUKI** GRAND VITARA, VITARA 1.9 TD **VAUXHALL** MOVANO MK I 2.2 DTI (2000-2010), MOVANO MK I 2.5 CDTI (2001-2010), MOVANO MK I 2.5 DTI (2000-2010), VIVARO 2.0 CDTI (2006-2014), VIVARO 2.5 CDTI (2003-2014), VIVARO 2.5 DTI (2003-2014) **VOLVO** 340 1.6 D, 360 1.6 D, 440 1.9 TD, 460 1.9 TD, S40 1.9 TD, S40 1.9 TDCI, S40 1.9 TDI, V40 1.9 TD, V40 1.9 TDI

REPAROS DE PLANETÁRIAS

REPAROS DE PLANETÁRIAS

MOTORES DE PARTIDA




REFERÊNCIA	FABRICANTE	TIPO ARRANQUE	Nº ORIGINAL	Nº DENTES
RP-0055	BOSCH - WAPSA	DW	1006200058, 1006200087, 1006200103, 1006200145	

Nº MOTOR DE PARTIDA

0001107037, 0001107048, 0001108157, 0001108169

APLICAÇÕES

BMW 316I, 318I, 318IS, 320I, 323 CI, 323I, 325I, 328 CI, 328I, 328I **BMW**: 525I, 528I, M3, Z3 **CHEVROLET-GM** ASTRA 2.0I, ASTRA SEDAN 2.0I 16V, CALIBRA 2.0I 16V, VECTRA 2.0 16V, ZAFIRA 2.0 SFI 16V
FORD COURIER 1.3I (97-99), FIESTA 1.0I, FIESTA 1.3I (96-99), KA 1.0I (97-99), KA 1.3I (97-99) **MERCEDES BENZ** CLASSE E 190 2.3, CLASSE E 230




REFERÊNCIA	FABRICANTE	TIPO ARRANQUE	Nº ORIGINAL	Nº DENTES
RP-0056	BOSCH - WAPSA		1006200018, 1006200043, 1006200110, 1006200123, 1006200128, 5000AL1037, F000AL1015, F000AL1017	37

Nº MOTOR DE PARTIDA

0001107007, 0001107009, 0001107013, 0001107015, 0001107020, 0001108026, 0001108048, 0001108136, 0001108146,
 0001108154, 0001108159, 0001109040, 9000081001, 9000081005, 9000081006, 9000081007, 9000081008, F000AL0100,
 F000AL0110, F000AL0128, F005M00012, F005M00014

APLICAÇÕES

ALFA ROMEO 145 1.6 (1994-1996), 145 1.7 16V (1994-1996), 146 1.6 (1995-1996), 146 1.7 16V (1994-1996), 33 1.2 (1983-1989), 33 1.3 I.E. (1991-1994), 33 1.5 (1990-1993), 33 1.7 I.E. 16V (1990-1994), 33 1.8 TD (1990-1994), ALFASUD GIARDINETTA 1.3 (1978-1979), ALFASUD SPRINT 1.3 (1976-1981), ALFASUD SPRINT 1.4 (1978-1989), ALFASUD SPRINT 1.5 VELOCE (1980-1987), ALFASUD SPRINT 1.7 (1987-1989), ARNA 1.2 (1985-1986), ARNA 1.3 TI (1983-1986), ARNA 1.5 **AUDI** 100 2.0 (1991-1994), 100 2.0 16V (1992-1994), 80 1.6 (1990-1991), 80 1.6 E (1994-1996), 80 2.0 (1991-1996), 80 2.0 16V (1992-1996), 80 2.0 QUATTRO (1991-1994), A4 1.6 (1994-2004), A4 1.8 (1994-2001), A4 1.8 QUATTRO (1994-2001), A4 1.8 TURBO (1994-2004), A4 2.0 (2000-2004), A4 2.0 FSI (2001-2004), A6 1.8 (1994-2001), A6 1.8 QUATTRO (1995-1997), A6 1.8 TURBO (1997-2001), A6 1.8 TURBO QUATTRO (1997-2005), A6 2.0 (1994-2004), A6 2.0 16V (1994-1997), CABRIOLET 1.8 (1997-2000), CABRIOLET 2.0 (1993-1998), CABRIOLET 2.0 16V (1995-1996), COUPE 2.0 (1989-1995), COUPE 2.0 16V (1992-1992) **CHEVROLET** ESPERO 1.8 (1995->), ESPERO 2.0 (1991-1994), EVANDA 2.0 (2002->), LACETTI 1.8 (2004->), LEGANZA 2.0 16V (1997-2002), LEGANZA 2.2 16V (1999-2002), NUBIRA 1.8 (2005->), NUBIRA 2.0 16V (1997->), REZZO 2.0 (2005->), TACUMA 2.0 (2000->) **CLAAS** 1013 (1976-1986), JAGUAR 60SF 5.7 (1974-1976), MBB: 900 3.8 (1981-1987), MERCATOR 50 3.8 (1973-1976) **NEW HOLLAND** FNH8040, FNH8055, FNH8255, LOMBARDINI, RUGGERINI **OPEL** ASTRA F 1.6 (1995-1998), ASTRA F 1.8 I (1993-1998), ASTRA F 2.0 GSI 16V (1995-1998), ASTRA G 2.0 (1997-2005), ASTRA G 2.0 TURBO 16V (2000-2005), ASTRA H 2.0 TURBO (2004->), CALIBRA A 2.0 I (1990-1997), CALIBRA A 2.0 I 16V (1994-1997), CALIBRA A 2.0 I 16V (1995-1997), CALIBRA A 2.0 I 4X4 (1990-1997), CALIBRA A 2.0 I TURBO 4X4 (1995-1997), FRONTERA A 2.0 I SPORT (1992-1998), FRONTERA A 2.2 I (1995-1998), FRONTERA B 2.2 I (1998-2004), KADETT E 1.8 I (1985-1991), OMEGA A 1.8 (1986-1987), OMEGA A 1.8 (1986-1994), OMEGA A 2.0 I (1986-2000), OMEGA B 2.0 I 16V (1993-1999), OMEGA B 2.2 I 16V (1999-2003), SINTRA 2.2 I 16V (1996-1999), SPEEDSTER 2.0 TURBO (2003->), VECTRA A 1.8 I (1988-1995), VECTRA A 2.0 I (1988-1995), VECTRA A 2.0 I 16V (1994-1995), VECTRA B 1.6 I (1995-2002), VECTRA B 1.8 I 16V (1995-2000), VECTRA B 2.0 I (1995-2002), ZAFIRA A 2.0 (2001-2005), ZAFIRA A 2.0 OPC (2001-2005), ZAFIRA B 2.0 (2005->) **SAAB** 9-3 2.0 TURBO (1999-2003), 9-5 2.3 TURBO (2001->) **SKODA** SUPERB 1.8 TURBO 20V (2001-2004), SUPERB 2.0 (2001-2004) **VAUXHALL** ASTRA 2.0 TURBO (2002->), ASTRA 2.0 TURBO SRI (2002->), ASTRA D 1.6 S (1982-1986), ASTRA F 1.8 16V (1994-2001), ASTRA F 1.8 I (1991-2001), ASTRA F 2.0 I (1991-1998), ASTRA F 2.0 I 16V (1995-1998), ASTRA G 2.0 16V (1997-2005), ASTRA MK II 2.0 I (1987-1993), ASTRA MK III 1.8 I 16V (1994-1996), ASTRA MK III 2.0 I 16V (1994-1998), ASTRA MK IV 2.0 TURBO 16V (2000-2005), ASTRA MK V 2.0 TURBO (2004->), BELMONT 1.8 (1986-1993), CALIBRA A 2.0 I (1990-1997), CALIBRA A 2.0 I 16V (1990-1997), CARLTON 1.8 (1986-1994), CARLTON 2.0 (1986-1994), CAVALIER 2.0 I (1986-1988), CAVALIER 2.0 I 16V (1993-1995), CAVALIER 2.0 I 4X4 (1988-1995), CAVALIER MK 2.0 I TURBO 4X4 (1992-1995), FRONTERA A 2.0 I 4X4 SPORT (1992-1998), FRONTERA A 2.2 I 4X4 LONG (1995-1998), FRONTERA B 2.2 I (1995->), OMEGA 2.0 (1993-2000), OMEGA 2.0 16V (1993-1999), OMEGA 2.2 I 16V (1999-2004), SINTRA 2.2 I 16V (1996-1999), VECTRA B 1.8 I 16V (1995-2000), VECTRA B 2.0 I 16V (1995-2000), VECTRA B 2.2 I (1999-2001), VX 2.0 I TURBO 220 (2003->), ZAFIRA 2.0 TURBO 16V (2001->) **VW** PASSAT 1.6 (1996-2003), PASSAT 1.8 (1996-2000), PASSAT 1.8 SYNCRO 4-MOTION (1996-2000), PASSAT 1.8 TURBO (1997-2003), PASSAT 1.8 TURBO 20V (2000-2003), PASSAT 2.0 (2000-2003), PASSAT 2.0 4-MOTION (2000-2003)



REFERÊNCIA	FABRICANTE	TIPO ARRANQUE	Nº ORIGINAL	Nº DENTES
RP-0057	BOSCH - WAPSA	DW	1005821307	37

Nº MOTOR DE PARTIDA


0001108013, 0001108021, 0001108022, 0001108023, 0001108026, 0001108027, 0001108030, 0001108031, 0001108032,
 0001108035, 0001108037, 0001108038, 0001108040, 0001108045, 0001108046, 0001108051, 0001108053, 0001108056,
 0001108061, 0001108066, 0001108068, 0001108069, 0001108070, 0001108072, 0001108073, 0001108076, 0001108077,
 0001108081, 0001108084, 0001108091, 0001108093, 0001108094, 0001108095, 0001108103, 0001108104, 0001108105,
 0001108135, 0001108137, 0001108144, 0001108151, 0001108154, 0001108159, 0001109040

APLICAÇÕES

ALFA 156 BERLINA, 166 / SPIDER, ALFA 164, SPORT WAGON **ALFA ROMEO** 164 2.5, 166 3.0, 3.0 TD, ALFA 156 2.5 24V, SPIDER 3.0 V6 12V, V6 12/24V, V6 24V **AUDI** 100 1.6, 200 2.2 TURBO
CHEVROLET-GM OMEGA 3.0I / 4.1I, SUPREMA 3.0I/4.1I / C20 **CHRYSLER** GRAND CARAVAN 3.0I LE **FIAT** TEMPRÁ 2.0IE, TIPO 1.8/2.0IE/16V **JEEP** CHEROKE 2.5I **LAND ROVER** DEFENDER, DISCOVERY, RANGE ROVER III **OPEL** EVOLUT 500/3.6, OMEGA 2.4I/2.6I/3.0I **VOLKSWAGEN** GOLF 1.8, PASSAT (IMP.) 2.0

REPAROS DE PLANETÁRIAS

MOTORES DE PARTIDA



REFERÊNCIA	FABRICANTE	TIPO ARRANQUE	Nº ORIGINAL	Nº DENTES
RP-0058	BOSCH - WAPSA	DW	1006200121, 1006200153, 1006200161, 1006200206	36

Nº MOTOR DE PARTIDA

0001106012, 0001106017, 0001106022, 0001106023, 0001107056, 0001107075, 0001107079, 0001107088, 0001107100, 0001107101, 0001107108, 0051511101, 0051514701, 248100D100, 2810002080, 281000D100, 2810016230, 7700115294, A0051511101, A0051514701, F000AL0101, F000AL0104, F000AL0106, F000AL0118, F000AL0121, F000AL0127, F000AL0158

APLICAÇÕES

CHEVROLET - GM VECTRA 2.0 / 2.2 16V **CITROEN** XSARA PICASSO 2.0 - 16V **DIVERSAS** ALFA ROMEO, AUDI, LANCIA, OPEL, PEUGEOT, SEAT, VAUXHALL, VOLKSWAGEN, VOLVO **FIAT** TIPO 1.6 I.E **RENAULT** CLIO 2.0, ESPACE, KANGOO, LAGUNA 2.0 I 16V, MEGANE 1.8 / 2.0, SENIC 1.8 / 2.0, TWINGO **TOYOTA** COROLLA 1.8I 16V



REFERÊNCIA	FABRICANTE	TIPO ARRANQUE	Nº ORIGINAL	Nº DENTES
RP-0060	BOSCH - WAPSA	DW	23371F4029	36

Nº MOTOR DE PARTIDA

APLICAÇÕES

GM BLAZER 2.8, S10 2.8 DIESEL (2012) **NISSAN** VIVARO 2.0 **RENAULT** MASTER LLL 2.3 DCI (2013), TRAFIC **VOLKSWAGEN** AMAROK 2.0 BI TURBO, AMAROK 2.0 TDI 122 CV, AMAROK TDI 180 CV



REFERÊNCIA	FABRICANTE	TIPO ARRANQUE	Nº ORIGINAL	Nº DENTES
RP-0077	BOSCH - WAPSA	R78-M55	1006200218	38

Nº MOTOR DE PARTIDA

0001109300, 0001109301

APLICAÇÕES

CITROEN JUMPER 2.8 4X4, JUMPER 2.8 HDI **FIAT** DUCATO 2.3 JTD, DUCATO 2.8 DIESEL, DUCATO 2.8 DIESEL 4X4, DUCATO 2.8 JTD, DUCATO 2.8 JTD 4X4 **PEUGEOT** BOXER 2.8 HDI, BOXER 2.8 HDI 4X4



REFERÊNCIA	FABRICANTE	TIPO ARRANQUE	Nº ORIGINAL	Nº DENTES
RP-0080	BOSCH - WAPSA	DW	1006200110, 1006200123, 1006200128, 5000AL1037, F000AL1015, F000AL1017, F000AL1019, F000AL1037	37

Nº MOTOR DE PARTIDA

0001107007, 0001107009, 0001107013, 0001107015, 0001107020, 0001107022, 0001107023, 0001108026, 0001108048, 0001108136, 0001108146, 0001108154, 0001108159, 0001109040, 9000081001, 9000081005, 9000081006, 9000081007, 9000081008, F000AL0100, F000AL0110, F000AL0128, F005M00012, F005M00014

APLICAÇÕES

ALFA ROMEO 145 1.6 (1994-1996), 145 1.7 16V (1994-1996), 146 1.6 (1995-1996), 146 1.7 16V (1994-1996), 33 1.2 (1983-1989), 33 1.3 I.E. (1991-1994), 33 1.5 (1990-1993), 33 1.7 I.E. 16V (1990-1994), 33 1.8 TD (1990-1994), ALFASUD GIARDINETTA 1.3 (1978-1979), ALFASUD SPRINT 1.3 (1976-1981), ALFASUD SPRINT 1.4 (1978-1989), ALFASUD SPRINT 1.5 VELOCE (1980-1987), ALFASUD SPRINT 1.7 (1987-1989), ARNA 1.2 (1985-1986), ARNA 1.3 TI (1983-1986), ARNA 1.5 **AUDI** 100 2.0 (1991-1994), 100 2.0 16V (1992-1994), 80 1.6 (1990-1991), 80 1.6 E (1994-1996), 80 2.0 16V (1992-1996), 80 2.0 QUATTRO (1991-1994), A4 1.6 (1994-2004), A4 1.8 (1994-2001), A4 1.8 QUATTRO (1994-2001), A4 1.8 TURBO (1994-2004), A4 2.0 (2000-2004), A4 2.0 FSI (2001-2004), A6 1.8 (1994-2001), A6 1.8 QUATTRO (1995-1997), A6 1.8 TURBO (1997-2001), A6 1.8 TURBO QUATTRO (1997-2005), A6 2.0 (1994-2004), A6 2.0 16V (1994-1997), CABRIOLET 1.8 (1997-2000), CABRIOLET 2.0 (1993-1998), CABRIOLET 2.0 16V (1995-1996), COUPE 2.0 (1989-1995), COUPE 2.0 16V (1992-1992) **CHEVROLET** ESPERO 1.8 (1995->), ESPERO 2.0 (1991-1994), EVANDA 2.0 (2002->), LACETTI 1.8 (2004->), LEGANZA 2.0 16V (1997-2002), LEGANZA 2.2 16V (1999-2002), NUBIRA 1.8 (2005->), NUBIRA 2.0 16V (1997->), REZZO 2.0 (2005->), TACUMA 2.0 (2000->) **CLAAS** 1013 (1976-1986), JAGUAR 60SF 5.7 (1974-1976), MBB: 900 3.8 (1981-1987), MERCATOR 50 3.8 (1973-1976) **NEW HOLLAND** FNH8040, FNH8055, FNH8255, LOMBARDINI, RÜGGERINI **OPEL** ASTRA F 1.6 (1995-1998), ASTRA F 1.8 I (1993-1998), ASTRA F 2.0 GSI 16V (1995-1998), ASTRA G 2.0 (1997-2005), ASTRA G 2.0 TURBO 16V (2000-2005), ASTRA H 2.0 TURBO (2004->), CALIBRA A 2.0 I (1990-1997), CALIBRA A 2.0 I 16V (1994-1997), CALIBRA A 2.0 I 16V (1995-1997), CALIBRA A 2.0 I 4X4 (1990-1997), CALIBRA A 2.0 I TURBO 4X4 (1995-1997), FRONTERA A 2.0 I SPORT (1992-1998), FRONTERA A 2.2 I (1995-1998), FRONTERA B 2.2 I (1998-2004), KADETT E 1.8 I (1985-1991), OMEGA A 1.8 (1986-1987), OMEGA A 1.8 (1986-1994), OMEGA A 2.0 I (1986-2000), OMEGA B 2.0 I 16V (1993-1999), OMEGA B 2.2 I 16V (1999-2003), SINTRA 2.2 I 16V (1996-1999), SPEEDSTER 2.0 TURBO (2003->), VECTRA A 1.8 I (1988-1995), VECTRA A 2.0 I (1988-1995), VECTRA A 2.0 I (1988-1995), VECTRA A 2.0 I 16V (1994-1995), VECTRA B 1.6 I (1995-2002), VECTRA B 1.8 I 16V (1995-2000), VECTRA B 2.0 I (1995-2002), ZAFIRA A 2.0 (2001-2005), ZAFIRA A 2.0 OPC (2001-2005), ZAFIRA B 2.0 (2005->) **SAAB** 9-3 2.0 TURBO (1999-2003), 9-5 2.3 TURBO (2001->) **SKODA** SUPERB 1.8 TURBO 20V (2001-2004), SUPERB 2.0 (2001-2004) **VAUXHALL** ASTRA 2.0 TURBO (2002->), ASTRA 2.0 TURBO SRI (2002->), ASTRA D 1.6 S (1982-1986), ASTRA F 1.8 16V (1994-2001), ASTRA F 1.8 I (1991-2001), ASTRA F 2.0 I (1991-1998), ASTRA F 2.0 I 16V (1995-1998), ASTRA G 2.0 16V (1997-2005), ASTRA MK II 2.0 I (1987-1993), ASTRA MK III 1.8 I 16V (1994-1996), ASTRA MK III 2.0 I 16V (1994-1998), ASTRA MK IV 2.0 TURBO (2000-2005), ASTRA MK V 2.0 TURBO (2004->), BELMONT 1.8 (1986-1993), CALIBRA A 2.0 I (1990-1997), CALIBRA A 2.0 I 16V (1990-1997), CARLTON 1.8 (1986-1994), CARLTON 2.0 (1986-1994), CAVALIER 2.0 I (1986-1988), CAVALIER 2.0 I 16V (1993-1995), CAVALIER 2.0 I 4X4 (1988-1995), CAVALIER MK 2.0 I TURBO 4X4 (1992-1995), FRONTERA A 2.0 I 4X4 SPORT (1992-1998), FRONTERA A 2.2 I 4X4 LONG (1995-1998), FRONTERA B 2.2 I (1995->), OMEGA 2.0 (1993-2000), OMEGA 2.0 16V (1993-1999), OMEGA 2.2 I 16V (1999-2004), SINTRA 2.2 I 16V (1996-1999), VECTRA B 1.8 I 16V (1995-2000), VECTRA B 2.0 I 16V (1995-2000), VECTRA B 2.2 I (1999-2001), VX 2.0 I TURBO 220 (2003->), ZAFIRA 2.0 TURBO 16V (2001->)

REPAROS DE PLANETÁRIAS

MOTORES DE PARTIDA



PASSAT 1.6 (1996-2003), PASSAT 1.8 (1996-2000), PASSAT 1.8 SYNCRO 4-MOTION (1996-2000), PASSAT 1.8 TURBO (1997-2003), PASSAT 1.8 TURBO 20V (2000-2003), PASSAT 2.0 (2000-2003), PASSAT 2.0 4-MOTION (2000-2003)



REFERÊNCIA	FABRICANTE	TIPO ARRANQUE	Nº ORIGINAL	Nº DENTES
RP-0118	BOSCH - WAPSA	R70		37
Nº MOTOR DE PARTIDA				
F000AL0901, F000AL0903				

APLICAÇÕES

BMW 325 **MERCEDES-BENZ** SPRINTER 311 CDI / 415 CDI / 515 CDI



REFERÊNCIA	FABRICANTE	TIPO ARRANQUE	Nº ORIGINAL	Nº DENTES
RP-0119	BOSCH - WAPSA	R70		37
Nº MOTOR DE PARTIDA				
F000AL0901, F000AL0903				

APLICAÇÕES

BMW 325 **MERCEDES-BENZ** SPRINTER 311 CDI / 415 CDI / 515 CDI



REFERÊNCIA	FABRICANTE	TIPO ARRANQUE	Nº ORIGINAL	Nº DENTES
RP-0063	DELCO-REMY	PG150S,PG260		50
Nº MOTOR DE PARTIDA				
9000794, 9000846, 9675379880, QDJ1236				

APLICAÇÕES

CHEVROLET-GM ASTRA, BLAZER, S10, VECTRA - II (SOHC) 1.8, VECTRA - II (SOHC) 2.0, VECTRA - II (SOHC) 2.2 - 8V **CITROEN** C4 LOUNGE **PEUGEOT** 308, 408



REFERÊNCIA	FABRICANTE	TIPO ARRANQUE	Nº ORIGINAL	Nº DENTES
RP-0064	DELCO-REMY	PG260	10452345,10504495, 10504514	50
Nº MOTOR DE PARTIDA				
8000660P, 9000890, 9000891, 9000893, PG260B, PG260D				

APLICAÇÕES

CHEVROLET-GM ASTRA, BLAZER, S10, VECTRA - II(DOHC) 2.0/2.2 16V, VECTRA - II(SOHC) 1.8/2.0/2.2 8V (<2001)



REFERÊNCIA	FABRICANTE	TIPO ARRANQUE	Nº ORIGINAL	Nº DENTES
RP-0065	DELCO-REMY	PG260	10475626,10475632	48
Nº MOTOR DE PARTIDA				
10476598, 9000786, 9000798, 9000804, 9000805, 9000806, 9000812, 9000819, 9000820, 9000821, 9000822, 9000827, 9000834, 9000835, 9000844, 9000850, 9000851, 9000853, 9000860, 9000861, 9000862, 9000863, 9000864, 9000866, 9000867, 9000899, 9000900				

APLICAÇÕES

CHEVROLET-GM BLAZER 4.3V6 **CLARK** EMPILHADEIRA C/ CGP25

REPAROS DE PLANETÁRIAS

MOTORES DE PARTIDA



REFERÊNCIA	FABRICANTE	TIPO ARRANQUE	Nº ORIGINAL	Nº DENTES
RP-0066	DELCO-REMY	PG245		43
Nº MOTOR DE PARTIDA				
CGP25				

APLICAÇÕES

CHEVROLET OMEGA GL S 95-98, SUPREMA GL S 6CC 4.1 MPFI **CLARK** EMPILHADEIRA **MITSUBISHI** EMPILHADEIRA, PAJERO V6 GAS.



REFERÊNCIA	FABRICANTE	TIPO ARRANQUE	Nº ORIGINAL	Nº DENTES
RP-0071	DELCO-REMY	PG260	10492410,10539148, 10450720	43
Nº MOTOR DE PARTIDA				

10465421, 10465462, 10465463, 10465520, 10465523, 10465524, 10465525, 10465526, 10465547, 10465548, 10465549, 10465550
10465558, 10465559, 10465560, 10465561, 10465577, 10465578, 10465579, 10465582, 10465587, 10465591, 10465606, 8000000
8000012, 8000013, 8000014, 8000029, 8000037, 8000041, 8000046, 8000051, 8000052, 8000059, 8000061, 8000072, 8000104,
8000106, 8000107, 8000108, 8000136, 8000152, 8000172, 8000173, 8000197, 8000198, 8000202, 8000210, 8000211, 8000226,
8000230, 8000239, 8000257, 8000259, 8000282, 8000295, 8000382, 8000383, 8000396, 8000669, 8100000, 8100002, 8100009,
8100011, 8100021, 8100034, 9000841, 9000842, 9000854, 9000857, 9000858, 9000870, 9000871, 9000872, 9000873, 9000875,
9000876, 9000877, 9000879, 9000880, 9000881, 9000882, 9000884, 9000885, 9000886, 9000887, 9000889, 9000890, 9000897,
9000904, 9000906, 9000910, 9000916, 9000918, 9000920, 9000921, 9000925, 9000927, 9000928, 9000929, 9000937, 9000941,
9000957, 9000964, 9000968, 9000971, 9000972, 9000975, 9000979

APLICAÇÕES

CHEVROLET - GM BLAZER E S-10 C/ MOTOR VORTEC V6 4.3, SILVERADO 6.0 V8 (C/ MOTOR VORTEX) **CLARK** EMPILHADEIRAS **HYSTER** EMPILHADEIRAS **YALE** EMPILHADEIRAS




REFERÊNCIA	FABRICANTE	TIPO ARRANQUE	Nº ORIGINAL	Nº DENTES
RP-0088	DELCO-REMY	PG150S,PG260	9000981	50
Nº MOTOR DE PARTIDA				

9000794, 9000846, 9675379880, QDJ1236

APLICAÇÕES

CHEVROLET-GM ASTRA, BLAZER, S10, VECTRA - II (SOHC) 1.8, VECTRA - II (SOHC) 2.0, VECTRA - II (SOHC) 2.2 - 8V **CITROEN** C4 LOUNGE **PEUGEOT** 308, 408



REFERÊNCIA	FABRICANTE	TIPO ARRANQUE	Nº ORIGINAL	Nº DENTES
RP-0089	DELCO-REMY	PG260	10452345,10504495, 10504514	50
Nº MOTOR DE PARTIDA				

8000660P, 9000890, 9000891, 9000893, PG260B, PG260D

APLICAÇÕES

CHEVROLET-GM ASTRA, BLAZER, S10, VECTRA - II(DOHC) 2.0/2.2 16V, VECTRA - II(SOHC) 1.8/2.0/2.2 8V (<2001)



REFERÊNCIA	FABRICANTE	TIPO ARRANQUE	Nº ORIGINAL	Nº DENTES
RP-0075	DENSO	DB,DW,LT,R78-M55	1006200096, 1006200099, 1006200122, 1006200143, 1006200218, 1006200220, 1006200342, F000AL1974	
Nº MOTOR DE PARTIDA				

0001109014, 0001109018, 0001109026, 0001109036, 0001109048, 0001109204, 0001109264, 0001109268, 0001109269,
0001109270, 0001109300, 0001109301, 0001109340, 0001109341, 0001110112, 0001123001, 0001124015, 0001125025,
0001125042, 0986022470, F000AL0111, F000AL0130, F000AL0150, F000AL0152, F002G20524, F004A94008, F004A94011

APLICAÇÕES

ALFA ROMEO

REPAROS DE PLANETÁRIAS

MOTORES DE PARTIDA



REFERÊNCIA	FABRICANTE	TIPO ARRANQUE	Nº ORIGINAL	Nº DENTES
RP-0093	FORD / MOTORCRAFT		SM476	37

Nº MOTOR DE PARTIDA

F07U11000AA, F07UAA716A, F37U11131BA, F3TU11131AA

APLICAÇÕES

FORD ECOSPORT, EXPLORER V6 4.0 GAS., F1000, F-1000 (GAS.), F150, F4000, F-4000 4.9 L., RANGER V6 4.0



REFERÊNCIA	FABRICANTE	TIPO ARRANQUE	Nº ORIGINAL	Nº DENTES
RP-0070	MITSUBISHI		M135X01571	42

Nº MOTOR DE PARTIDA

1250300, 36100-23060, 361003E020, 6E5T-11000-AB, 965631768003, M000T80081, M000T80381, M000T80881, M000T80981, M000T81081, M000T82081, M000T82081ZE, M000T88481ZC, M000T92581

APLICAÇÕES

CHEVROLET-GM MICRO ÔNIBUS VOLARE, S-10 **CITROEN** C4 PALLAS VTR, C5 2.0, PICASSO 2.0 16V (2004-2009) **DIVERSAS** NISSAN **FORD** FUSION 2.3 (2006-2010) **HYUNDAI** COUPE 1.6 16V (1998-2002), COUPE 1.6 I 16V (1996-2002), COUPE 2.0 (2002->), ELANTRA 1.8 (1998-2002), ELANTRA 2.0 (1999-2001), ELANTRA 2.0 GLS (2002-2003), ELANTRA 2.0 GT (2002-2003), HYUNDAI: COUPE 2.0 16V (1996-2002), LANTRA 1.6 (1995-2000), LANTRA 1.6 16V (1995-2000), LANTRA 1.8 16V (1995-2000), LANTRA 2.0 16V (1996-2000), MATRIX 1.8 (2001->), TIBURON 1.8 (1997), TIBURON 2.0 (1998-2001), TIBURON 2.0 FX (1997-1998) **KIA** CERATO 2.0 (2004->), RIO I 1.3 / 1.5 **MARCOPOLO** VOLARE **MAZDA** 323 VI 1.4 / 1.5 16V, 626 V 1.8 / 2.0, FP13-18-X56 MXSMIATA, MPV, MPV II 2.0 16V, MX-5 II 1.6I / 1.8I, PREMACY 1.8 / 2.0, PROTEGE **MERCURY** MILAN 2.3 (2006-2010) **MITSUBISHI** PAJERO 2.0 **PEUGEOT** 206, 306, 307, 407



REFERÊNCIA	FABRICANTE	TIPO ARRANQUE	Nº ORIGINAL	Nº DENTES
RP-0096	MITSUBISHI		M135X01571	42

Nº MOTOR DE PARTIDA

1250300, 36100-23060, 361003E020, 6E5T-11000-AB, 965631768003, M000T80081, M000T80381, M000T80881, M000T80981, M000T81081, M000T82081, M000T82081ZE, M000T88481ZC, M000T92581

APLICAÇÕES

CHEVROLET-GM MICRO ÔNIBUS VOLARE, S-10 **CITROEN** C4 PALLAS VTR, C5 2.0, PICASSO 2.0 16V (2004-2009) **DIVERSAS** NISSAN **FORD** FUSION 2.3 (2006-2010) **HYUNDAI** COUPE 1.6 16V (1998-2002), COUPE 1.6 I 16V (1996-2002), COUPE 2.0 (2002->), ELANTRA 1.8 (1998-2002), ELANTRA 2.0 (1999-2001), ELANTRA 2.0 GLS (2002-2003), ELANTRA 2.0 GT (2002-2003), HYUNDAI: COUPE 2.0 16V (1996-2002), LANTRA 1.6 (1995-2000), LANTRA 1.6 16V (1995-2000), LANTRA 1.8 16V (1995-2000), LANTRA 2.0 16V (1996-2000), MATRIX 1.8 (2001->), TIBURON 1.8 (1997), TIBURON 2.0 (1998-2001), TIBURON 2.0 FX (1997-1998) **KIA** CERATO 2.0 (2004->), RIO I 1.3 / 1.5 **MARCOPOLO** VOLARE **MAZDA** 323 VI 1.4 / 1.5 16V, 626 V 1.8 / 2.0, FP13-18-X56 MXSMIATA, MPV, MPV II 2.0 16V, MX-5 II 1.6I / 1.8I, PREMACY 1.8 / 2.0, PROTEGE **MERCURY** MILAN 2.3 (2006-2010) **MITSUBISHI** PAJERO 2.0 **PEUGEOT** 206, 306, 307, 407



REFERÊNCIA	FABRICANTE	TIPO ARRANQUE	Nº ORIGINAL	Nº DENTES
RP-0101	MITSUBISHI			44

Nº MOTOR DE PARTIDA


1810A062, 1810A143, M002T87171ZT, M002T87771, M1T72483, M1T72483ZC, M1T79481, M1T79482, M1T93071, M1T93071ZC, M1T93371, M1T93571, M2T80582, M2T84071, M2T84171, M2T84571, M2T85271, M2T85471, M2T86271, M2T87071, M2T87171, M2T87171ZT, M2T87271, M2T87271ZT, M2T87371, M2T87471, M2T87571, M2T87671, M2T87871, M2T87971, M2T88071, M2T88171, M2T88271, M2T88372, M2T88471, M2T88571, M2T88572, M2T88671, M2T88971, MD312857, MD312858, MD314167, MD315547, MD315548, MD331137, MD344183, MD348221

APLICAÇÕES

CHEVROLET-GM CRUZE 1.7 D (2012->), CRUZE 1.7 TD (2012->), S-10 C/ MOTOR MWM 2.8 SPRINT, TRAX 1.7 TD (2012->) **CHRYSLER** PT CRUISER 2.2 CRD (2005->), PT CRUISER 2.2 DIESEL (2002->), VOYAGER 2.5 CRD (2000->), VOYAGER 2.8 CRD (2004-2007), VOYAGER 2.8 CRDI (2007->) **CITROEN** JUMPER 2.5 DIESEL (1994-2002), JUMPER 2.5 TD (1994-2002), JUMPER 2.5 TDI (1996-2002) **DODGE** AVENGER 2.0 CRD (2007->), CALIBER 2.0 CRD (2006->), CARAVAN IV 2.8 CRD (2009->), DAKOTA 2.5 (1996-1998), GRAND CARAVAN 2.8 CRD (2008->) **FORD** RANGER 2.5 DIESEL (1999-2002), RANGER 2.5 TDDI (2005->) **HYUNDAI** GALLOPER 2.5 DIESEL INTERCOOLER (1998->), H-1 2.5 (2000-2005), H-1 2.5 CDI (2006-2007), H-1 2.5 D (2000-2005), H-1 2.5 TD (1997-2007), H-1 2.5 TD 4WD (1998-2004), H100 2.5 DIESEL (1993-2000), H100 2.5 TD (1993-2000), H100 2.5 TD (2006->), H100 P 2.5 DIESEL (1993-1994), PORTER 2.5 TD (1994-2004), PORTER 2.5 TD (2002-2004), STAREX 2.5 TD (1997-2004), STAREX 2.5 TD 4WD (1997-2007) **JEEP** CHEROKEE 2.5 (1998-1998), CHEROKEE 2.5 I (1991-1996), CHEROKEE 2.5 SE (1994-1997), CHEROKEE 2.8 CRD KJ (2003->), COMPASS 2.0 CRD (2006->), GRAND CHEROKEE 2.7 CRD 4X4 (2001->), PATRIOT 2.0 CRD (2006->), WAGONEER 2.5 RIO GRANDE (1995-1995), WAGONEER 2.5 SE (1994-1997), WRANGLER 2.5 (1991-1998) **KIA** 2500 2.5 TCI (2003->), PREGIO 2.5 TCI (2001->) **MAZDA** 3 2.0 CD MRZ (2006->), 323 2.0 DIESEL (1996-2000), 323 2.0 TD (1998-2001), 323 F 2.0 TD (2001-2004), 323 S 2.0 DIESEL (2000-2002), 5 2.0 DIESEL DI (2005->), 6 2.0 CD MRZ (2007->), 6 2.0 C1TD 4X4 (2002-2005), 6 2.0 DIESEL DI (2002-2005), 626 2.0 DIESEL (1998-2002), 626 2.0 TD (2000-2002), 626 2.0 TDDI (1998-2002), B 2500 2.5 DIESEL (1999-2002), B 2500 2.5 DIESEL 4WD (1998-2002), B 2500 2.5 TD 4WD (1999->), BT-50 2.5 DIESEL 4WD (2006->), E 2000 2.2 DIESEL (1997-1999), E 2000 2.2 DIESEL 4WD (1997-2001), E 2200 2.2 DIESEL (1997-2002), E 2200 2.2 DIESEL 4WD (1997-2001), MPV 2.0 DIESEL DI (2002->), MPV 2.5 TD (1996-1999), PREMACY 2.0 TD (1999-2000) **MITSUBISHI** CANTER 35 2.5 D (1992->), CHALLENGER 2.5 TD (2003->), COLT 1.8 DIESEL (1988-1992), COLT 1.8 DIESEL GLX (1988-1992), DELICA 2.3 D (1983-1986), GALANT 1.8 TURBO-D (1987-1992), GALANT 2.0 GLSTD (1992-1996), GALANT 2.0 TD (1992-1996), GALANT 2.0 TDI (1996-2004), GALANT 2.3 TD (1980-1984), GALANT 2.3 TURBO-D (1980-1984), GRANDIS 2.0 DI-D (2005->), L 200 2.5 D (1986-1996), L 200 2.5 D 4WD (1987-1993), L 200 2.5 DI-D (2006-2007), L 200 2.5 DIESEL (1996-2007), L 200 2.5 TD 4WD (1992-2007), L 300 2.3 D (1983-1986), L 300 2.5 D (1986-2006), L 300 2.5 DIESEL (1986-2006), L 300 2.5 TD 4WD (1988->), L 400 2.5 TD 2500 (1996->), L 400 2.5 TD 2500 4WD (1996->), L200 2.5 D (1996-2001), L200 2.5 TD (2003-2006), L200 2.5 TD 4WD (1996-2007), LANCER 1.8 DIESEL (1986-1992), LANCER 2.0 D (1992-2003), LANCER 2.0 DI-D (2008->), MONTERO 2.5 TD (2003->), OUTLANDER 2.0 DI-D (2007->), PAJERO 2.3 TD (1982-1986), PAJERO 2.5 TD (1986-2001), PAJERO 2.5 TD SPORT (1998-2003), PAJERO 2.5 TDI (1998-2006), PAJERO 2.5 TDI (2000-2006), PAJERO PININ 2.0 GDI (2000->), PAJERO SPORT 2.5 TD (1998-2003), SPACE GEAR 2.5 TD (1995-2000), SPACE GEAR 2.5 TD (1996-2001), SPACE GEAR 2.5 TD 4WD (1995->), SPACE RUNNER 2.0 TD (1992-1999), SPACE WAGON 1.8 TD (1986-1998), SPACE WAGON 2.0 TD (1992-1998) **OPEL** ASTRA 1.7 GTC CDTI (2011->), ASTRA J 1.7 CDTI (2009-2012), ASTRA J 1.7 CDTI SPORTS TOURER (2010->), MERIVA B 1.7 CDTI (2010->), MOKKA 1.7 CDTI (2012->) **PEUGEOT** 4X4 (1994-2002), 605 2.5 TD (1994-1999), BOXER 2.4 TDI (1996-2002), BOXER 2.5 DIESEL, BOXER 2.5 TDI (1997-2002), BOXER 2.5 TDI 4X4 (1996-2002) **PROTON** PERSONA 420 2.0 DIESEL (1996->) **RENAULT** MASTER 2.5 DIESEL (1997-2003), MASTER 2.8 DIESEL (1997-2003) **SUZUKI** GRAND VITARA 1.6 (1998->), JIMNY 1.3 16V (1998-2001), JIMNY 1.3 16V 4WD (1998-2001), SAMURAI 1.3 (1988->), SJ 413 1.3 (1984-1990), VITARA 1.6 (1988-1998), VITARA 1.6 16V (1991-1994), VITARA 1.6 I 4WD (1990-1999), X-90 1.6 I 16V (1995->) **TROLLER** T4 2.8 TD MWM 4 CC SPRINT (2001->) **VAUXHALL** ASTRA MK V 1.7 CDTI (2011->), ASTRA MK VI 1.7 CDTI (2012->), ASTRA MK VI GTC 1.7 CDTI (2011->), MERIVA MK II 1.7 CDTI (2010->), MOKKA 1.7 CDTI (2012->), MOVANO 2.5 DIESEL (1998-2000), MOVANO 2.8 DTI (1998-2001)

REPAROS DE PLANETÁRIAS

MOTORES DE PARTIDA



REFERÊNCIA	FABRICANTE	TIPO ARRANQUE	Nº ORIGINAL	Nº DENTES
RP-0102	MITSUBISHI			44

Nº MOTOR DE PARTIDA

1810A062, 1810A143, M002T87171ZT, M002T87771, M1T72483, M1T72483ZC, M1T79481, M1T79482, M1T93071, M1T93071ZC, M1T93371, M1T93571, M2T80582, M2T84071, M2T84171, M2T84571, M2T85271, M2T85471, M2T86271, M2T87071, M2T87171, M2T87171ZT, M2T87271, M2T87271ZT, M2T87371, M2T87471, M2T87571, M2T87671, M2T87871, M2T87971, M2T88071, M2T88171, M2T88271, M2T88372, M2T88471, M2T88571, M2T88572, M2T88671, M2T88971, MD312857, MD312858, MD314167, MD315547, MD315548, MD331137, MD344183, MD348221

APLICAÇÕES

CHEVROLET-GM CRUZE 1.7 D (2012->), CRUZE 1.7 TD (2012->), S-10 C/ MOTOR MWM 2.8 SPRINT, TRAX 1.7 TD (2012->) **CHRYSLER** PT CRUISER 2.2 CRD (2005->), PT CRUISER 2.2 DIESEL (2002->), VOYAGER 2.5 CRD (2000->), VOYAGER 2.8 CRD (2004-2007) **CITROEN** JUMPER 2.5 DIESEL (1994-2002), JUMPER 2.5 TD (1994-2002), JUMPER 2.5 TDI (1996-2002) **DODGE** AVENGER 2.0 CRD (2007->), CALIBER 2.0 CRD (2006->), CARAVAN IV 2.8 CRD (2009->), DAKOTA 2.5 (1996-1998), GRAND CARAVAN 2.8 CRD (2008->) **FORD** RANGER 2.5 DIESEL (1999-2002), RANGER 2.5 TDDI (2005->) **HYUNDAI** GALLOPER 2.5 DIESEL INTERCOOLER (1998->), H-1 2.5 (2000-2005), H-1 2.5 CDI (2006-2007), H-1 2.5 CRDI STAREX (2006-2007), H-1 2.5 D (2000-2005), H-1 2.5 TD (1997-2007), H-1 2.5 TD 4WD (1998-2004), H100 2.5 DIESEL (1993-2000), H100 2.5 TD (1993-2000), H100 2.5 TD (2006->), H100 P 2.5 DIESEL (1993-1994), PORTER 2.5 TD (1994-2004), STAREX 2.5 TD (2002-2004), STAREX 2.5 TD (1997-2004), STAREX 2.5 TD 4WD (1997-2007) **JEEP** CHEROKEE 2.5 (1998-1998), CHEROKEE 2.5 I (1991-1996), CHEROKEE 2.5 SE (1994-1997), CHEROKEE 2.8 CRD KJ (2003->), COMPASS 2.0 CRD (2006->), GRAND CHEROKEE 2.7 CRD 4X4 (2001->) **PATRIOT** 2.0 CRD (2006->), WAGONEER 2.5 RIO GRANDE (1995-1995), WAGONEER 2.5 SE (1994-1997), WRANGLER 2.5 (1991-1998) **KIA** 2500 2.5 TCI (2003->), PREGIO 2.5 TCI (2001->) **MAZDA** 3 2.0 CD MRZ (2006->), 323 2.0 DIESEL (1996-2000), 323 2.0 TD (1998-2001), 323 F 2.0 TD (2001-2004), 323 S 2.0 DIESEL (2000-2002), 5 2.0 DIESEL DI (2005->), 6 2.0 CD MRZ (2007->), 6 2.0 CITD 4X4 (2002-2005), 6 2.0 DIESEL DI (2002-2005), 626 2.0 DIESEL (1998-2002), 626 2.0 TD (2000-2002), 626 2.0 TDDI (1998-2002), B 2500 2.5 DIESEL (1999-2002), B 2500 2.5 DIESEL 4WD (1998-2002), B 2500 2.5 TD 4WD (1999->), BT-50 2.5 DIESEL 4WD (2006->), E 2000 2.2 DIESEL (1997-1999), E 2000 2.2 DIESEL 4WD (1997-2001), E 2200 2.2 DIESEL (1997-2002), E 2200 2.2 DIESEL 4WD (1997-2001), MPV 2.0 DIESEL DI (2002->), MPV 2.5 TD (1996-1999), PREMACY 2.0 TD (1999-2000) **MITSUBISHI** CANTER 35 2.5 D (1992->), CHALLENGER 2.5 TD (2003->), COLT 1.8 DIESEL (1988-1992), COLT 1.8 DIESEL GLX (1988-1992), DELICA 2.3 D (1983-1986), GALANT 1.8 TURBO-D (1987-1992), GALANT 2.0 GLSTD (1992-1996), GALANT 2.0 TD (1992-1996), GALANT 2.0 TDI (1996-2004), GALANT 2.3 TD (1980-1984), GALANT 2.3 TURBO-D (1980-1984), GRANDIS 2.0 DI-D (2005->), L 200 2.5 D (1986-1996), L 200 2.5 D 4WD (1987-1993), L 200 2.5 DI-D (2006-2007), L 200 2.5 DIESEL (1996-2007), L 200 2.5 TD 4WD (1992-2007), L 300 2.3 D (1983-1986), L 300 2.5 D (1986-2006), L 300 2.5 DIESEL (1986-2006), L 300 2.5 TD 4WD (1988->), L 400 2.5 TD 2500 (1996->), L 400 2.5 TD 2500 4WD (1996->), L200 2.5 D (1996-2001), L200 2.5 TD (2003-2006), L200 2.5 TD 4WD (1996-2007), LANCER 1.8 DIESEL (1986-1992), LANCER 2.0 D (1992-2003), LANCER 2.0 DI-D (2008->), MONTERO 2.5 TD (2003->), OUTLANDER 2.0 DI-D (2007->), PAJERO 2.3 TD (1982-1986), PAJERO 2.5 TD (1986-2001), PAJERO 2.5 TD SPORT (1998-2003), PAJERO 2.5 TDI (1998-2006), PAJERO 2.5 TDI (2000-2006), PAJERO PININ 2.0 GDI (2000->), PAJERO SPORT 2.5 TD (1998-2003), SPACE GEAR 2.5 TD (1996-2001), SPACE GEAR 2.5 TD 4WD (1999->), SPACE RUNNER 2.0 TD (1992-1999), SPACE WAGON 1.8 TD (1986-1998), SPACE WAGON 2.0 TD (1992-1999) **OPHEL** ASTRA 1.7 GTC CDTI (2011->), ASTRA J 1.7 CDTI (2009-2012), ASTRA J 1.7 CDTI SPORTS TOURER (2010->), MERIVA B 1.7 CDTI (2010->), MOKKA 1.7 CDTI (2012->) **PEUGEOT** 4X4 (1994-2002), 605 2.5 TD (1994-1999), BOXER 2.4 TDI (1996-2002), BOXER 2.5 DIESEL, BOXER 2.5 TDI (1997-2002), BOXER 2.5 TDI 4X4 (1996-2002) **PROTON** PERSONA 420 2.0 DIESEL (1996->) **RENAULT** MASTER 2.5 DIESEL (1997-2003), MASTER 2.8 DIESEL (1997-2003) **SUZUKI** GRAND VITARA 1.6 (1998->), JIMNY 1.3 16V (1998-2001), JIMNY 1.3 16V 4WD (1998-2001), SAMURAI 1.3 (1988->), SJ 413 1.3 (1984-1990), VITARA 1.6 (1988-1998), VITARA 1.6 16V (1991-1994), VITARA 1.6 I 4WD (1990-1999), X-90 1.6 I 16V (1995->) **TROLLER** T4 2.8 TD MWM 4 CC SPRINT (2001->) **VAUXHALL** ASTRA MK V 1.7 CDTI (2011->), ASTRA MK VI 1.7 CDTI (2012->), ASTRA MK VI GTC 1.7 CDTI (2011->), MERIVA MK II 1.7 CDTI (2010->), MOKKA 1.7 CDTI (2012->), MOVANO 2.5 DIESEL (1998-2000), MOVANO 2.8 DTI (1998-2001)



REFERÊNCIA	FABRICANTE	TIPO ARRANQUE	Nº ORIGINAL	Nº DENTES
RP-0103	MITSUBISHI	DW		

Nº MOTOR DE PARTIDA

1810A062, 1810A143, M001T79781, M002T87171ZT, M002T87771, M1T72483, M1T72483ZC, M1T79481, M1T79482, M1T93071, M1T93071ZC, M1T93371, M1T93571, M2T80582, M2T84071, M2T84171, M2T84571, M2T85271, M2T85471, M2T86271, M2T87071, M2T87171, M2T87171ZT, M2T87271, M2T87271ZT, M2T87371, M2T87471, M2T87571, M2T87671, M2T87871, M2T87971, M2T88071, M2T88171, M2T88271, M2T88372, M2T88471, M2T88571, M2T88572, M2T88671, M2T88971, MD312857, MD312858, MD314167, MD315547, MD315548, MD331137, MD344183, MD348221

APLICAÇÕES

CHEVROLET - GM CRUZE 1.7 D (2012->), CRUZE 1.7 TD (2012->), S-10 C/MOTOR MWM 2.8 SPRINT, TRAX 1.7 TD (2012->) **CHRYSLER** PT CRUISER 2.2 CRD (2005->), PT CRUISER 2.2 DIESEL (2002->), VOYAGER 2.5 CRD (2000->), VOYAGER 2.8 CRD (2004-2007) **CITROEN** JUMPER 2.5 DIESEL (1994-2002), JUMPER 2.5 TD (1994-2002), JUMPER 2.5 TDI (1996-2002) **CLARK** EMPILHADEIRA **DODGE** AVENGER 2.0 CRD (2007->), CALIBER 2.0 CRD (2006->), CARAVAN IV 2.8 CRD (2009->), DAKOTA 2.5 (1996-1998), GRAND CARAVAN 2.8 CRD (2008->) **FORD** RANGER 2.5 DIESEL (1999-2002), RANGER 2.5 TDDI (2005->) **HYSTER** EMPILHADEIRA **HYUNDAI** GALLOPER 2.5 DIESEL INTERCOOLER (1998->), H-1 2.5 (2000-2005), H-1 2.5 CDI (2006-2007), H-1 2.5 CRDI STAREX (2006-2007), H-1 2.5 D (2000-2005), H-1 2.5 TD (1997-2007), H-1 2.5 TD 4WD (1998-2004), H100 2.5 DIESEL (1993-2000), H100 2.5 TD (1993-2000), H100 2.5 TD (2006->), H100 P 2.5 DIESEL (1993-1994), PORTER 2.5 TD (1994-2004), PORTER 2.5 TD (2002-2004), STAREX 2.5 TD (1997-2004), STAREX 2.5 TD 4WD (1997-2007) **JEEP** CHEROKEE 2.5 (1998-1998), CHEROKEE 2.5 I (1991-1996), CHEROKEE 2.5 SE (1994-1997), CHEROKEE 2.8 CRD KJ (2003->), COMPASS 2.0 CRD (2006->), GRAND CHEROKEE 2.7 CRD 4X4 (2001->) **PATRIOT** 2.0 CRD (2006->), WAGONEER 2.5 RIO GRANDE (1995-1995), WAGONEER 2.5 SE (1994-1997), WRANGLER 2.5 (1991-1998) **KIA** 2500 2.5 TCI (2003->), PREGIO 2.5 TCI (2001->) **MAZDA** 3 2.0 CD MRZ (2006->), 323 2.0 DIESEL (1996-2000), 323 2.0 TD (1998-2001), 323 F 2.0 TD (2001-2004), 323 S 2.0 DIESEL (2000-2002), 5 2.0 DIESEL DI (2005->), 6 2.0 CD MRZ (2007->), 6 2.0 CITD 4X4 (2002-2005), 6 2.0 DIESEL DI (2002-2005), 626 2.0 DIESEL (1998-2002), 626 2.0 TD (2000-2002), 626 2.0 TDDI (1998-2002), B 2500 2.5 DIESEL (1999-2002), B 2500 2.5 DIESEL 4WD (1998-2002), B 2500 2.5 TD 4WD (1999->), BT-50 2.5 DIESEL 4WD (2006->), E 2000 2.2 DIESEL (1997-1999), E 2000 2.2 DIESEL 4WD (1997-2001), E 2200 2.2 DIESEL (1997-2002), E 2200 2.2 DIESEL 4WD (1997-2001), MPV 2.0 DIESEL DI (2002->), MPV 2.5 TD (1996-1999), PREMACY 2.0 TD (1999-2000) **MITSUBISHI** CANTER 35 2.5 D (1992->), CHALLENGER 2.5 TD (2003->), COLT 1.8 DIESEL (1988-1992), COLT 1.8 DIESEL GLX (1988-1992), DELICA 2.3 D (1983-1986), GALANT 1.8 TURBO-D (1987-1992), GALANT 2.0 GLSTD (1992-1996), GALANT 2.0 TD (1992-1996), GALANT 2.0 TDI (1996-2004), GALANT 2.3 TD (1980-1984), GALANT 2.3 TURBO-D (1980-1984), GRANDIS 2.0 DI-D (2005->), L 200 2.5 D (1986-1996), L 200 2.5 D 4WD (1987-1993), L 200 2.5 DI-D (2006-2007), L 200 2.5 DIESEL (1996-2007), L 200 2.5 TD 4WD (1992-2007), L 300 2.3 D (1983-1986), L 300 2.5 D (1986-2006), L 300 2.5 DIESEL (1986-2006), L 300 2.5 TD 4WD (1988->), L 400 2.5 TD 2500 (1996->), L 400 2.5 TD 2500 4WD (1996->), L200 2.5 D (1996-2001), L200 2.5 TD (2003-2006), L200 2.5 TD 4WD (1996-2007), LANCER 1.8 DIESEL (1986-1992), LANCER 2.0 D (1992-2003), LANCER 2.0 DI-D (2008->), MONTERO 2.5 TD (2003->), OUTLANDER 2.0 DI-D (2007->), PAJERO 2.3 TD (1982-1986), PAJERO 2.5 TD (1986-2001), PAJERO 2.5 TD SPORT (1998-2003), PAJERO 2.5 TDI (1998-2006), PAJERO 2.5 TDI (2000-2006), PAJERO PININ 2.0 GDI (2000->), PAJERO SPORT 2.5 TD (1998-2003), SPACE GEAR 2.5 TD (1996-2001), SPACE GEAR 2.5 TD 4WD (1999->), SPACE RUNNER 2.0 TD (1992-1999), SPACE WAGON 1.8 TD (1986-1998), SPACE WAGON 2.0 TD (1992-1999) **OPHEL** ASTRA 1.7 GTC CDTI (2011->), ASTRA J 1.7 CDTI (2009-2012), ASTRA J 1.7 CDTI SPORTS TOURER (2010->), MERIVA B 1.7 CDTI (2010->), MOKKA 1.7 CDTI (2012->) **PEUGEOT** 4X4 (1994-2002), 605 2.5 TD (1994-1999), BOXER 2.4 TDI (1996-2002), BOXER 2.5 DIESEL, BOXER 2.5 TDI (1997-2002), BOXER 2.5 TDI 4X4 (1996-2002) **PROTON** PERSONA 420 2.0 DIESEL (1996->) **RENAULT** MASTER 2.5 DIESEL (1997-2003), MASTER 2.8 DIESEL (1997-2003) **SUZUKI** GRAND VITARA 1.6 (1998->), JIMNY 1.3 16V (1998-2001), JIMNY 1.3 16V 4WD (1998-2001), SAMURAI 1.3 (1988->), SJ 413 1.3 (1984-1990), VITARA 1.6 (1988-1998), VITARA 1.6 16V (1991-1994), VITARA 1.6 I 4WD (1990-1999), X-90 1.6 I 16V (1995->) **VAUXHALL** ASTRA MK V 1.7 CDTI (2011->), ASTRA MK VI 1.7 CDTI (2012->), ASTRA MK VI GTC 1.7 CDTI (2011->), MERIVA MK II 1.7 CDTI (2010->), MOKKA 1.7 CDTI (2012->), MOVANO 2.5 DIESEL (1998-2000), MOVANO 2.8 DTI (1998-2001)



REFERÊNCIA	FABRICANTE	TIPO ARRANQUE	Nº ORIGINAL	Nº DENTES
RP-0082	PRESTOLITE - LUCAS INDIEL	M93R	K01263,K01265,K21147	39

Nº MOTOR DE PARTIDA

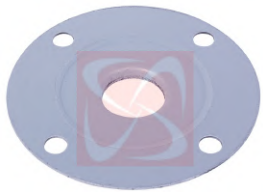
352.58.040, 352.58.490, 352.58.540, 352.58.580, 352.58.660, 352.58.690, 352.58.710, 352.58.820, 352.58.880, 352.58.940, 352.58.950, 352.58.960

APLICAÇÕES

AGRALE ÔNIBUS VOLARE **CHEVROLET-GM** BLAZER DLX, C/ MOTOR MWM, PICK-UP D20, PICK-UP S10 C/ MOTORMAXION HS, SILVERADO **CUMMINS** MOTORES SÉRIES 6BT (DIANTEIRO), MOTORES SÉRIES B6, MOTORES SÉRIES BT5.9L **FORD** CARGO 1416, CARGO 1716, CARGO 1722, F-1000, F-14000 C/ MWM, RANGER **JOHN DEERE** TRATORES **MASSEY-FERGUSON** TRATOR C/ MOTOR 4 CIL **MAXION** MOTORES **MERCEDES-BENZ** 180D- KOMBI ESPANHOLA, CAMINHONS, MB 180 D, ÔNIBUS, SPRINTNER C/ MOTOR MAXION HS **PERKINS** MOTORES 3.152, MOTORES 4.203, MOTORES 4.236, MOTORES 6.354 **PEUGEOT** 504, 505, VÁRIOS C/ MOTOR INDENOR **VOLKSWAGEN** CAMINHÃO 15-160

REPAROS DE PLANETÁRIAS

MOTORES DE PARTIDA



REFERÊNCIA	FABRICANTE	TIPO ARRANQUE	Nº ORIGINAL	Nº DENTES
RP-0095	PRESTOLITE - LUCAS INDIEL	M93R	K01263,K01265,K21147	

Nº MOTOR DE PARTIDA

352.58.040, 352.58.490, 352.58.540, 352.58.580, 352.58.660, 352.58.690, 352.58.710, 352.58.820, 352.58.880, 352.58.940, 352.58.950, 352.58.960

APLICAÇÕES

AGRALE ÔNIBUS VOLARE **CHEVROLET-GM** BLAZER DLX, PICK-UP D20, PICK-UP S10 C/ MOTORMAXION HS, SILVERADO C/ MOTOR MWM **CUMMINS** MOTORES SÉRIES 6BT (DIANTEIRO) / B6 /BT5.9L **DIVERSAS** CAMINHÕES **FORD** CARGO 1416, CARGO 1716, CARGO 1722, F-1000, F-14000 C/ MWM, RANGER **JOHN DEERE** TRATORES **MASSEY-FERGUSON** TRATOR C/ MOTOR 4 CIL **MAXION** MOTORES **MERCEDES-BENZ** 180D- KOMBI ESPANHOLA, MB 180 D, ÔNIBUS, SPRINTER C/ MOTOR MAXION HS **PERKINS** MOTOR 3.152, MOTOR 4.203, MOTOR 4.236, MOTOR 6.354 **PEUGEOT** 504 505, VÁRIOS C/ MOTOR INDENOR **VOLKSWAGEN** CAMINHÃO 15-160




REFERÊNCIA	FABRICANTE	TIPO ARRANQUE	Nº ORIGINAL	Nº DENTES
RP-0104	PRESTOLITE - LUCAS INDIEL		K01189,K01256	48

Nº MOTOR DE PARTIDA

35259200, 35259240, 35259260, 35259290, 35259340, 35259360, 35259440, 35259450, 35259460, 35259500, 35259520, 35259550 35259730, 35259770, 35259780, 35259810, 35259820, 35259830, 35259840, 35260830, 35260840, 35260870, 35260900, 35260910 35261000, 35261050, 35261130, 35261135, 35261160, 35261185, 35261345, 35261385, 35261395, 35261445, 35261680, 35261690 35261740, 35261770, 35261780, 35261900, 35262010, 35262020, 35262130, 35262190

APLICAÇÕES

AGRALE MARRUÁ MWM SPRINT 4.07 **CATERPILLAR** BLUE BIRD USA CAT 3126 7.2 /7.2 (OCP) **CUMMINS** 5.9 C, 6CT 8.3C, 6CTA 8.3C, ISB02 5.8C 8.3B/ELET. **DEUTZ** ÔNIBUS DEUTZ 1013 L6 **DIMEX** CAMINHÃO CUMMINS C **DIVERSAS** CASE, RV150H CUMMINS C8.3/ELECT **DON ROQUE** COLHEITADEIRA / COMBINE RV125 **FORD** 6.0, CAMINHÃO F650 CAT3126 7.2 (OCP), CARGO 2422 /2425 / 2630 CUMMINS 6CTAA 8.3, CARGO 2425 MIXER CUMMINS 6CTAA 8.3, CUMMINS B 5.9, DT-360 5.9, DT444E, NGV - V8 6.0, V8 7.3 **FREIGHTLINER** NAVISTAR V8 7.3 **GRANDALL** TRATOR 4045 JOHN DEERE 4CIL. 4.5 **INTERNACIONAL ENGINES** CAMINHÃO NAVISTAR DT446 - I6 7.6 **JOHN DEERE** 3029T 3 CIL. 2.9, 5520N 4045T 4 CIL. 4.5, 6081H 6 CIL. 8.12, 7820 6081H 6 CIL. COLHEITADEIRA / COMBINE 1550 BULLDOZER 570/ 570 A 6 CIL., TRATOR 1420, TRATOR 2330, TRATOR 2420, TRATOR 2530, TRATOR 2730 TODOS 3 E 4 CIL., TRATOR 2850 6.359, TRATOR 3140 6.359, TRATOR 3350 6.359, TRATOR 3420, TRATOR 3530, TRATOR 3540 6.359, TRATOR 3550 6.359, TRATOR 4.239 D., TRATOR 4420, TRATOR 6 CIL. - 5410 4045D 4 CIL.4.5 - 5600 4039D 4 CIL. 3.9 - 5700 4039T 4 CIL. 3.9 - 6300 4039T 4. TRATOR 6005, TRATOR 627/ 727 6 CIL., TRATOR 7505 TODOS 6 CIL., TRATOR4530 **MBB** O371 6CIL., OF215 6CIL., ÔNIBUS 1214 /1414 /1418 /1614 CAIXA AUTOMÁTICA **MWN** 4 E 6CIL., SERIES X10 E 229 **NEW HOLLAND** LÍNEA **PAUNI** MINIBUS CUMMINS 4BT 3.9 **TM EXITUS** GENESIS POWERSTAR, TM135, TM150, TM150 TM EXITUS: TM165, TM180, TS100, TS110, TS120 **VALTRA** TRATOR BH140 /BH160 / BH180 SISU 6CIL., TRATOR BL77 SISU 3CIL., TRATOR BL88 /BM100 /BM110 /BM120 SISU 4CIL., TRATOR LIVIANO 685C /785C MWM 3CIL, TRATOR PESADO 1280 /1580 /1780 MWM 6CIL. **VM** VM17 /VM23 MWM SERIES X10 E 229 SERIES **VM ÔNIBUS** MINIBUS CUMMINS 6B ELETRÔNICO 5.9, MWM 4 E 6CIL. **VOLVO** LÍNEA **VW CAMINHÕES** 6CTAA 8, CAMINHÃO 23.220 CUMMINS, CAMINHÃO PESADO 17.220 /26.220 /26.260 CUMMINS 6CTAA 8.3, TITAN 17.310 /18.310 /23.310 /26.310 TODOS CUMMINS 6CTAA 8.3 **ZANELLO** PTRAC CUMMINS B 5.9, TRATOR 160 /180




REFERÊNCIA	FABRICANTE	TIPO ARRANQUE	Nº ORIGINAL	Nº DENTES
RP-0068	VALEO	D6RA	594609	37

Nº MOTOR DE PARTIDA

432623, 432631, 432633, 432636, 438089, 438145, 455958, 455975, 458163, D6RA185, D6RA187, D6RA188, D6RA84, D6RA85, D6RA87

APLICAÇÕES

CITROEN SAXO 1.0 /1.4, XANTIA 1.6 / 1.8 / 2.0 / 16V, XSARA 1.8 / 2.0 / 16 V **DIVERSAS** CHEVROLET-GM, SATURN **FIAT** 600 (SEICENTO) 0.9I, BRAVA 1.6I 16V, BRAVO 1.6I 16V, DOBLÒ 1.6I 16V, MAREA 1.6I 16V, PALIO 1.6I 16V, PALIO WEEKEND 1.6I 16V, SIENA 1.6I 16V, STILO 1.6I 16V **PEUGEOT** 106 1.0, 306 2.0, 405 1.6 / 1.8 / 1.9 / 2.0, 406 **RENAULT** TRAFIC



REFERÊNCIA	FABRICANTE	TIPO ARRANQUE	Nº ORIGINAL	Nº DENTES
RP-0069	VALEO	D6RA		59

Nº MOTOR DE PARTIDA


432622, 438129, D6RA165, D6RA65

APLICAÇÕES

CHEVROLET-GM CORSA **DIVERSAS** PEUGEOT, SATURN **RENAULT** CLIO 1.8, KANGOO, LAGUNA 1.8, MÉGANE 2.0, SCÉNIC 2.0

REPAROS DE PLANETÁRIAS

MOTORES DE PARTIDA



REFERÊNCIA	FABRICANTE	TIPO ARRANQUE	Nº ORIGINAL	Nº DENTES
RP-0113	VALEO	D7G11		59
Nº MOTOR DE PARTIDA				
438170, D7G11				

APLICAÇÕES

NISSAN INTERSTAR 2.2 DCI 90 (2002-2006), INTERSTAR 2.4 DCI 100 (2003-2006), INTERSTAR 2.4 DCI 120 (2002-2006), INTERSTAR 2.4 DCI 150 (2006->), INTERSTAR 2.5 DCI 100 (2003-2011), INTERSTAR 2.5 DCI 115 (2002-2006), INTERSTAR 2.5 DCI 120 (2002-2011), INTERSTAR 2.5 DCI 150 (2006-2011), PRIMASTAR 2.4 DCI 140 (2003->), PRIMASTAR 2.5 DCI 115 (2008->), PRIMASTAR 2.5 DCI 140 (2002-2006), PRIMASTAR 2.5 DCI 150 (2006->) **OPEL** MOVANO 2.2 DTI (2000->), MOVANO 2.5 CDTI (2003-2007), MOVANO 2.5 DTI (2001-2003), VIVARO 2.5 CDTI (2006->), VIVARO 2.5 DTI (2003->), VIVARO A 2.5 CDTI (2006->), VIVARO A 2.5 DTI (2003->) **RENAULT** AVANTIME 2.2 DCI (2002-2003), ESPACE 2.2 12V TD (1996-2000), ESPACE 2.2 D (1997-2000), ESPACE 2.2 DCI (2000-2006), LAGUNA 2.2 DCI (2001-2007), LAGUNA 2.2 DCI GRANDTOUR (2001-2006), LAGUNA 2.2 DT (1996-2001), MASTER 2.2 DCI 90 (2000->), MASTER 2.5 DCI (2004-2010), MASTER 2.5 DCI 100 (2003->), MASTER 2.5 DCI 120 (2001->), SAFRANE 2.2 DT (1996-2000), TRAFIC 2.5 DCI (2007->), TRAFIC 2.5 DCI 115 (2001-2008), TRAFIC 2.5 DCI 145 (2006->), VEL SAVIS 2.2 DCI (2002-2009) **VAUXHALL** MOVANO MK I 2.2 DTI (2000-2010), MOVANO MK I 2.5 CDTI (2001-2010), MOVANO MK I 2.5 DTI (2000-2010), VIVARO 2.0 CDTI (2006-2014), VIVARO 2.5 CDTI (2003-2014), VIVARO 2.5 DTI (2003-2014).



REFERÊNCIA	FABRICANTE	TIPO ARRANQUE	Nº ORIGINAL	Nº DENTES
RP-0114	VALEO			56
Nº MOTOR DE PARTIDA				
36100-42350, DSL3610042350, DSL42360, TM000A34101, TM000A36101, TM000A31201				

APLICAÇÕES

FIAT DUCATO **HYUNDAI** ACCENT 1.5 CRDI, HR **KIA** BONGO, CEE'D 1.5, K2700, SORENTO 2.5 TURBO DIESEL **MERCEDES BENZ** SPRINTER 311, SPRINTER 313 CDI **RENAULT** MASTER **VOLKSWAGEN** AMAROK 2.0 TDI



REFERÊNCIA	FABRICANTE	TIPO ARRANQUE	Nº ORIGINAL	Nº DENTES
RP-0115	VALEO			56
Nº MOTOR DE PARTIDA				
233002654R, 2H0911023A, 2H0911023AX, 2H0911023C, 2H0911023F, 2H0911023G, 55564374, TS12ER15, TS12ER15M, TS22-32 TS22E20, TS22ER12, TS22ER13				

APLICAÇÕES

GM BLAZER 2.8, S10 2.8 DIESEL (2012) **NISSAN** VIVARO 2.0 **RENAULT** MASTER LLL 2.3 DCI (2013), TRAFIC **VOLKSWAGEN** AMAROK 2.0 BI TURBO, AMAROK 2.0 TDI 122 CV, AMAROK TDI 180 CV

REPRESENTANTES

Os representantes selecionados podem ser de outras localidades, mas atendem normalmente a localidade escolhida.

Acre

F. DE A. NOVACKI REPRESENTAÇÃO COMERCIAL DE AUTO PEÇAS
Rua Manoel Franco, 1429 - Bairro Nova Brasília
Ji-Paraná - Rondônia - CEP: 76908-510
Fones: (69) 3421-4129 / 9978-0726 / 8481-0333
E-mail: realrepresentacoes@bol.com.br
Contato: Francisco

Alagoas

VISAC ASSESSORIA COMERCIAL LTDA
Rua Barão do Rio Branco, 261 / 105 - Bairro Serraria
Feira de Santana - Bahia - CEP: 44003-095
Fones: (75) 3623-0627 / 3626-6177 / 98106-9219 / 997147778
E-mail: vitorservo@hotmail.com
Contato: Vítor

Amapá

MOHAGE REPRESENTAÇÕES LTDA
Travessa Angustura, 2932 Ap 1202 - Bairro Marco
Belém - Pará - CEP: 66093-040
Fones: (91) 3244-7967 / 99638-2731 / 98352-7577
E-mail: mohage2@yahoo.com.br
Contato: Francisco

Amazonas

T.A. REPRESENTAÇÕES LTDA
Rua Rio Luna, 69 - Quadra V
Bairro São José Operário - Manaus - CEP: 69085-276
Fones: (92) 3638-2709 / 99614-1567
E-mail: tarep.am@gmail.com
Contato: Josué

Bahia

VISAC ASSESSORIA COMERCIAL LTDA
Rua Barão do Rio Branco, 261 / 105 - Bairro Serraria
Feira de Santana - CEP: 44003-095
Fones: (75) 3623-0627 / 3626-6177 / 98106-9219 / 997147778
E-mail: vitorservo@hotmail.com
Contato: Vítor

Ceará

MWF REPRESENTAÇÕES E COMERCIO LTDA
Avenida Abolição, 2960 / 100 - Bairro Meireles
Fortaleza - CEP: 60165-081
Fones: (85) 99946-6400 / 98667-6400
E-mail: repesmf@gmail.com

Distrito Federal

CERRADO ASSESSORIA DE VENDAS LTDA
Rua 78, 159 - Setor Central
Goiânia - Goiás - CEP: 74045-140
Fones: (62) 99973-9798 / 3223-5163
E-mail: cerradoassessoria@terra.com.br

Espírito Santo

ANCHIETA REPRESENTAÇÕES E SERVIÇOS LTDA
Av. Hugo Musso, 1554 - Bairro Itapoa
Vitória - CEP: 29101-934
Fones: (27) 99944-5250 / Fax: (27) 3289-8465
E-mail: rep.anchieta@gmail.com

Goiás

CERRADO ASSESSORIA DE VENDAS LTDA
Rua 78, 159 - Setor Central
Goiânia - CEP: 74045-140
Fones: (62) 99973-9798 / 3223-5163
E-mail: cerradoassessoria@terra.com.br

Maranhão

MOITA REPRESENTAÇÃO DE PEÇAS E ACESSÓRIOS PARA VEÍCULOS LTDA-ME
Rua sete, 374 - Saci
Teresina - Piauí - CEP: 64020-455
Fones: (86) 99919-0316 / 4141-8581
E-mail: lameckmoita@hotmail.com
Contato: Lameck

Mato Grosso

ANDERSON M. PRESTIA E CIA. LTDA
Rua Caldas Aulete, 635 - Indaia
Campo Grande - Mato Grosso do Sul - CEP: 79052-210
Fones: (65)3694-1092 / 3043-1101 / 999026071
E-mail: prestia@uol.com.br
Contato: Anderson

Mato Grosso do Sul

ANDERSON M. PRESTIA E CIA. LTDA
Rua Caldas Aulete, 635 - Indaia
Campo Grande - Mato Grosso do Sul - CEP: 79052-210
Fones: (65)3694-1092 / 3043-1101 / 999026071
E-mail: prestia@uol.com.br
Contato: Anderson

Minas Gerais

BETEL REPRESENTAÇÕES (Kominas)
Rua das Bandeiras, 40 - Indaia
Belo Horizonte - CEP: 31270-090
Fones: (31) 3484-7474 / 99981-6005
E-mail: marcelo_barao@betelrepresentacoes.com.br
Contato: Marcelo Barão

Pará

S.M FREITAS
Rua TV Quatorze de Março - Umarizal
Belém - CEP: 66050-430
Fones: (91) 98761-0834 / 3017-3000
E-mail: sancher23@gmail.com

Paraíba

REALPE REPRESENTAÇÕES DE AUTO PEÇAS LTDA
Av. General Mac Arthur, 418 - Bairro Imbiribeira
Recife - Pernambuco - CEP: 51021-410
Fones: (81) 99974-5989 / 3325-4066 / 3326-1303
E-mail: pedidos@realpe.com.br
Contato: Geraldo (Macaxeira)

Paraná

INJECTOPEÇAS REPRESENTAÇÕES COMERCIAIS LTDA
Av. Lucílio de Held, 155 - Jardim Alvorada
Maringá - CEP: 87033-230
Fones: (44) 3267-2727 / 99972-8158
E-mail: carlos@injectopeças.com.br
Contato: Carlos

Pernambuco

REALPE REPRESENTAÇÕES DE AUTO PEÇAS LTDA
Av. General Mac Arthur, 418 - Bairro Imbiribeira
Recife - CEP: 51021-410
Fones: (81) 99974-5989 / 3325-4066 / 3326-1303
E-mail: pedidos@realpe.com.br
Contato: Geraldo (Macaxeira)

Piauí

MOITA REPRESENTAÇÃO DE PEÇAS E ACESSÓRIOS PARA VEÍCULOS LTDA-ME
Rua sete, 374 - Saci
Teresina - CEP: 64020-455
Fones: (86) 99919-0316 / 4141-8581
E-mail: lameckmoita@hotmail.com
Contato: Lameck

Rio de Janeiro

REP RIO CONS. E MARKT. LTDA
Rua Soares Caldeira, 142 - Bairro Madureira
Rio de Janeiro - CEP: 21351-080
Fones: (21) 3174-6210 / 98103-6118
E-mail: vendas@rep-rio.com
Contato: Julius

Rio Grande do Norte

REALPE REPRESENTAÇÕES DE AUTO PEÇAS LTDA
Av. General Mac Arthur, 418 - Bairro Imbiribeira
Recife - Pernambuco - CEP: 51021-410
Fones: (81) 99974-5989 / 3325-4066 / 3326-1303
E-mail: pedidos@realpe.com.br
Contato: Geraldo (Macaxeira)

Rio Grande do Sul

MP REPRESENTAÇÕES
Rua João Batista da Silva - Bairro Novo Esteio
Esteio - CEP: 93270-1674
Fones: (51) 98468-1674
E-mail: mp.representacoes@gmail.com

Rondônia

F. DE A. NOVACKI REPRESENTAÇÃO COMERCIAL DE AUTO PEÇAS
Rua Manoel Franco, 1429 - Bairro Nova Brasília
Ji-Paraná - Rondônia - CEP: 76908-510
Fones: (69) 3421-4129 / 9978-0726 / 8481-0333
E-mail: realrepresentacoes@bol.com.br
Contato: Francisco

Roraima

F. DE A. NOVACKI REPRESENTAÇÃO COMERCIAL DE AUTO PEÇAS
Rua Manoel Franco, 1429 - Bairro Nova Brasília
Ji-Paraná - Rondônia - CEP: 76908-510
Fones: (69) 3421-4129 / 9978-0726 / 8481-0333
E-mail: realrepresentacoes@bol.com.br
Contato: Francisco

Santa Catarina

BECAR REPRESENTAÇÕES
Rua Rio Grande do Sul, 805 - Bairro Anita Garibaldi
Joinville - CEP: 89203-300
Fones: (47) 3455-4431 / 99196-6000
E-mail: becar.vendas@gmail.com
Contato: Beto

São Paulo

RLP REPRESENTAÇÕES S/C LTDA
Av. Corifeu de Azevedo Marques, 5647 - Bairro Jaguaré
São Paulo - CEP: 05339-005
Fones: (11) 3719-2805 / 3763-5531
9839-80005 / 983980003
E-mail: junior@rlp.net.br
Contato: Júnior

Sergipe

VISAC ASSESSORIA COMERCIAL LTDA
Rua Barão do Rio Branco, 261 / 105 - Bairro Serraria
Feira de Santana - Bahia - CEP: 44003-095
Fones: (75) 3623-0627 / 3626-6177 / 98106-9219 / 997147778
E-mail: vitorservo@hotmail.com
Contato: Vítor

Tocantins

CERRADO ASSESSORIA DE VENDAS LTDA
Rua 78, 159 - Setor Central
Goiânia - CEP: 74045-140
Fones: (62) 99973-9798 / 3223-5163
E-mail: cerradoassessoria@terra.com.br



Rua Frederico Mentz, 1106 - CEP: 90240-110

Porto Alegre/RS - Brasil

☎ +55 51 3375 5000

📞 51 99517 9588

📱 @sulcarbon

✉ contato@sulcarbon.com.br

www.sulcarbon.com.br